

raiël

INNOVATION AND DESIGN



raiël

REPRINT-1

COMBINED
INTERIM
CATALOGUE 7



EXCITE | INSPIRE | REWARD





1	HANDLES & KNOBS	1.1 Metals	02 - 16
		1.2 Knobs	17 - 18
		1.3 Grips & Recessed	19 - 24
		1.4 Crystals	25 - 28
		1.5 Antiques	29 - 34
		1.6 Functional	35 - 37
		1.7 End of Range	38
2	MOULDINGS		39 - 42
3	KITCHEN TURNINGS		43 - 45
4	LEGS	4.1 Table Legs	46 - 47
		4.2 Office Legs	47
		4.3 Coffee Table Legs & Couch Feet	48 - 50
		4.4 Castors	51
		4.5 Aluminium Framing Systems	52 - 53
5	CABINET ORGANISERS & ACCESSORIES	5.1 Cabinet Organisers	54 - 73
		5.2 Drawer Organisers & Bins	74 - 77
6	BAR CONSOLS		78 - 81
7	SHELF SUPPORT & BRACKETS		82 - 87
8	SHELVING SOLUTIONS		88 - 89
9	LIGHTING SOLUTIONS		90 - 92
10	PROTECTIVE TRAYS & SHEETS		93 - 94
11	SINKS		95 - 96
12	DOORS	12.1 Aluminium Glass Door Profiles & Components	97
		12.2 Aluroll Shutter Systems	98
		12.3 Aluminium Edgings & Decorative Profiles	99
		12.4 Aluminium Sliding Door Systems	100 - 101
13	POSTFORM JOINERS		102 - 103
14	HARDWARE	14.1 Hinges & Runners	104 - 106
		14.2 Runners & Slides	107 - 111
		14.3 Damping Systems	112
		14.4 Door Lift Systems	113
		14.5 Locks, Bolts, Catches & Escutcheons	114 - 116
		14.6 Plinths & Accessories	117 - 118
		14.7 Cupboard Rails & Brackets	119
		14.8 Shelf Supports & Fixing Hardware	120 - 124
		14.9 Adhesive Hole Covers & Cover Caps	125
		14.10 Office Hardware	126 - 128
		14.11 Wire Managements	129
15	HOUSE NUMBERS & POST BOXES		130
16	ADHESIVES, SILICONES & FILLERS		131
17	PRODUCT FINISHES		132

*We are introducing new codes for product finishes. Please refer to page 132.
We reserve the right to change any technical specifications without prior notice.
Photos may differ from the actual product.*

www.raiel.com

Malmesbury | Head Office
5 Municipality Street
Malmesbury 7300
South Africa
tel: +27(0)22 482 7400
fax: +27(0)22 482 1496
GPS:
33° 27' 54.76"S • 18° 34' 12.72"E

Maitland (Cape Town)
60 Coronation Ave
Cnr Koeberg Road, Maitland
South Africa
tel: +27(0)21 510 2798
fax: +27(0)21 510 7131
GPS:
33° 55' 21.78"S • 18° 25' 50.91"E

Stikland (Bellville)
7A Cecil Morgan Way
Off La Belle Road, Stikland
South Africa
tel: +27(0)21 944 5900
fax: +27(0)21 944 5907
GPS:
33° 54' 05.64"S • 18° 43' 13.97"E

Port Elizabeth
79 Pickering St, Newton Park
Port Elizabeth 6045
South Africa
tel: +27(0)41 364 1235
fax: +27(0)41 364 1245
GPS co-ordinates:
-33.943572 • 25.555452

Durban
Unit 1, Marseilles Park
Marseilles Cres, Briardene
Durban, South Africa
tel: +27(0)31 560 0900
fax: +27(0)31 560 0901
GPS:
29° 47' 43.8792"S • 31° 0' 44.9676"E

Johannesburg
Unit 3, 17 Kramer Road
Kramerville, Gauteng
South Africa
tel: +27(0)11 262 2516
fax: +27(0)11 262 3459
GPS:
26° 05' 20.91"S • 28° 05' 05.97"E

1.1 METAL HANDLES

Item 63 | D-Handle
Material | Aluminium



96mm | RAH442 RAH440 SIH121
128mm | RAH162
160mm | RAH242
192mm | RAH301



Item 12 | Alex T20 Handle
Material | Aluminium



128mm | RAH223 RAH240




Item 14 | Square D-Handle
Material | Aluminium



96mm | RAH501 RAH671



Item 3 | Alex T03 Handle
Material | Aluminium



128mm | RAH602 RAH599
128 x 8mm thick | RAH001 RAH002



Item 294 | 48.3 Handle
Material | Wood




128mm | RWH460



Item 5 | Alex T13 Handle
Material | Aluminium



128mm | RAH607



Item 6 | Alex T06 Handle
Material | Aluminium



128mm | RAH604 RAH745 RAH794 RAH673
128mm | RAH003 RAH004




1.1 METAL HANDLES



Item 50 | Arch Handle
Material | Aluminium




96mm	RAH422	RAH731	RAH732	RIH356	RAH420
128mm	RAH142			RIH220	
160mm	RAH222	RAH137	RAH138	RAH139	RAH220
92mm	RAH282	RAH733	RAH281	SIH191	



Item 546 | Butress Handle
Material | Zink




160mm | RIH299




Item 620 | Butress Knob
Material | Zink




Ø 16mm | RIH854



Item 214 | Comb Arch Handle
Material | Zink




96mm | RIH334



Item 628 | Florida Handle
Material | Zink




160mm | RIH866



Item 508 | 44946 Handle
Material | Zink




96mm	RIH865	
128mm	RIH864	RIH155
160mm	RIH863	



Item 24 | Jiantou Handle
Material | Zink



128mm | RIH1300





1.1 METAL HANDLES

Item 624 | Toronto Handle
Material | Zink



160mm | RIH857
103 brushed nickel

Item 156 | COS12297 Handle
Material | Aluminium



128mm | RIH123
103 brushed nickel

Item 158 | GRI72285427 Handle
Material | Zink



128mm | RIH162
103 brushed nickel

Item 553 | Shanghai Bridge Handle
Material | Zink



192mm | RIH292
103 brushed nickel

Item 252 | SH11 Handle
Material | Polyester



160mm | RSH281
102 matt chrome

Item 258 | SH06 Handle
Material | Polyester



96mm | RSH251
102 matt chrome

Item 255 | SH09 Handle
Material | Polyester



64mm | RSH256
102 matt chrome

Item 159 | Circuit Handle
Material | Zink



128mm | RIH339
103 brushed nickel


1.1 METAL HANDLES



Item 160 | GRI72231527 Handle
Material | Zink



160mm | RIH160




103
brushed
nickel

Item 554 | Prism Handle
Material | Zink



128mm | RIH321




103
brushed
nickel

Item 15 | Japanese Bridge Handle
Material | Zink



96mm | RIH1433




103
brushed
nickel

Item 213 | COS12148 Handle
Material | Zink



128mm | RIH120




103
brushed
nickel

Item 622 | Geneva Handle
Material | Zink



160mm | RIH855




103
brushed
nickel

Item 23 | Stonehenge Handle
Material | Zink



96mm | RIH1434




103
brushed
nickel

Item 19 | Golden Gate Handle
Material | Zink



96mm | RIH1515



103
brushed
nickel

1.1 METAL HANDLES

Item 235 | 306/10/96 Handle
Material | Aluminium



Item 237 | 14/10/64 Handle
Material | Aluminium



Item 238 | 46.2 Handle
Material | Aluminium



Item 215 | Snail Handle
Material | Zink



Item 196 | HUW8305001 Handle
Material | Zink & Plastic



Item 197 | SI620 Knob
Material | Zink & Plastic



Item 535 | Reflect Handle
Material | Zink



Item 534 | Reflect Knob
Material | Zink



Item 533 | Diamond Handle
Material | Zink




Item 532 | Diamond Knob
Material | Zink



Item 1104 | Concave Handle
Material | Zink



Item 1103 | Concave Pull
Material | Zink



Item 1102 | Cubic Knob
Material | Zink



1.1 METAL HANDLES



Item 1769 | Buttercup Handle
Material | Zink




64mm | RIH1536 RIH1568 RIH1535 RIH1537

			
103 brushed nickel	104 chrome	201 antique brass	203 antique nickel

Item 205 | Mickey Handle
Material | Zink



96mm | RIH368


102 matt chrome

Item 25 | Clove Cup Handle
Material | Zink





64mm | RIH1106 RIH1111 RIH1110

		
103 brushed nickel	104 chrome	203 antique nickel

Item 625 | Miami Handle
Material | Zink




128mm | RIH859
160mm | RIH858

	
103 brushed nickel	104 chrome

Item 560 | Nook Handle
Material | Zink




160mm | RIH190


103 brushed nickel

Item 562 | Oval Handle
Material | Zink



64mm | RIH286


104 chrome

Item 561 | Porthole Pull
Material | Zink





32mm | RIK143


104 chrome

1.1 METAL HANDLES



Item 1758 | Slot Handle
Material | Zink



↕-----↕
 128mm | RIH1501 RIH1502
 192mm | RIH1503 RIH1504
 
 103 brushed nickel | 104 chrome

Item 1575 | Dimple Knob
Material | Zink



∅
 33mm | RIH1499 RIH1500
 
 103 brushed nickel | 104 chrome

Item 1566 | Slotted Handle
Material | Zink




↕-----↕
 192mm | RIH1410
 320mm | RIH1411

 103 brushed nickel

Item 16 | Smooch Handle
Material | Zink



↕-----↕
 128mm | RIH1318
 160mm | RIH1428
 224mm | RIH1432

 103 brushed nickel

Item 1602 | Round Slot Grip Handle
Material | Aluminium & Wood



↕-----↕
 224mm | RAH924 RWH700 RWH701
 352mm | RAH925 RWH702 RWH703
  
 101 natural anodised | 302 sanded oak light | 303 sanded oak dark

Item 1603 | Round Slot Centre Grip Handle
Material | Wood



↕-----↕
 352mm | RAH926 RWH704 RWH705
  
 101 natural anodised | 302 sanded oak light | 303 sanded oak dark


1.1 METAL HANDLES




Item 1564 | Circular Handle
Material | Zink




160mm | RIH1406
320mm | RIH1407



Item 1565 | Square Handle
Material | Zink



160mm | RIH1408
256mm | RIH1409



Item 18 | Alex T20 Thick Handle
Material | Aluminium




128mm | RAH626



Item 793 | Hopscotch Handle
Material | Zink




128mm | RIH1305



Item 511 | Planet Handle
Material | Zink




96mm | RIH365



Item 1626 | Maniglia Handle
Material | Zink



160mm | RIH1450
320mm | RIH1449




1.1 METAL HANDLES

Item 1627 | Twisted Handle
Material | Zink




160mm | RIH1452
320mm | RIH1451



Item 621 | Bristol Handle
Material | Zink




160mm | RIH852
224mm | RIH851



Item 552 | Slab Handle
Material | Zink



160mm | RIH291



Item 509 | Broad D Handle
Material | Zink




192mm | RIH167




Item 548 | Ridge Handle
Material | Zink



192mm | RIH287



Item 451 | Flat Aluminium Bar Handle
Material | Aluminium



128mm | RAH534 RAH787
192mm | RAH535 RAH788
288mm | RAH536 RAH789
448mm | RAH537 RAH790



Item 453 | Square Knob Square Pillar
Material | Aluminium



25mm | RAH528 RAH792



Item 459 | Square D Handle
Material | Aluminium



96mm | RAH502 RAH773 RAH774 RAH772
160mm | RAH503 RAH776 RAH777 RAH775
256mm | RAH504 RAH550 RAH547
320mm | RAH505 RAH778 RAH548
448mm | RAH506 RAH779 RAH549



1.1 METAL HANDLES




Item 464 | Square Bridge Handle
Material | Aluminium



- ◆-----◆
128mm | RAH543
- 192mm | RAH544
- 288mm | RAH545
- 448mm | RAH546



Item 466 | 13mm Square Handle
Material | Stainless Steel



- ◆-----◆
160mm | RIH347
- 256mm | RIH777
- 320mm | RIH778
- 448mm | RIH779



Item 472 | 13mm Square Knob
Material | Stainless Steel



- ◆-----◆
13x13mm | RIH622



Item 467 | 25mm Rectangular Handle
Material | Stainless Steel



- ◆-----◆
160mm | RIH619
- 256mm | RIH774
- 320mm | RIH775
- 448mm | RIH776



Item 471 | 25mm Rectangular Knob
Material | Stainless Steel




- ◆-----◆
25 mm | RIH620



Item 495 | Square D Handle with Wide Pillars
Material | Aluminium






- ◆-----◆
128mm | RAH515 RAH768
- 192mm | RAH516 RAH769
- 320mm | RAH517 RAH770
- 448mm | RAH518 RAH771
- 608mm | RAH519 RAH551



Item 507 | 44844 Handle
Material | Aluminium



- ◆-----◆
96mm | RIH150 RAH947 RAH948 RIH825
- 128mm | RAH949 RAH950 RAH951
- 160mm | RIH151 RAH576 RAH952 RIH152
- 192mm | RAH953 RAH573 RAH954
- 256mm | RIH153 RAH574 RAH955
- 320mm | RAH956 RAH575 RAH958



1.1 METAL HANDLES

Item 1119 | 12mm Square D Wide Pillar
Material | Wood



- | | | |
|-------|--------|--------|
| 128mm | RWH684 | RWH685 |
| 192mm | RWH686 | RWH687 |
- | | |
|---|---|
|  |  |
| 302
sanded
oak light | 303
sanded
oak dark |

Item 1120 | 20mm Square D Wide Pillar
Material | Wood




- | | | |
|-------|--------|--------|
| 128mm | RWH688 | RWH689 |
| 192mm | RWH690 | RWH691 |
- | | |
|---|---|
|  |  |
| 302
sanded
oak light | 303
sanded
oak dark |





Item 1121 | 30mm Square D Wide Pillar
Material | Wood



- | | | |
|-------|--------|--------|
| 192mm | RWH692 | RWH693 |
|-------|--------|--------|
- | | |
|---|---|
|  |  |
| 302
sanded
oak light | 303
sanded
oak dark |



Item 460 | Slope Handle with Cut Out
Material | Aluminium



- | | | | | |
|-------|--------|--------|--------|--------|
| 160mm | RAH507 | RAH752 | RAH753 | RAH751 |
| 256mm | RAH508 | RAH552 | RAH553 | |
| 320mm | RAH509 | RAH554 | RAH555 | |
| 488mm | RAH510 | RAH556 | RAH557 | |
- | | | | |
|---|---|---|---|
|  |  |  |  |
| 101
natural
anodised | 103
brushed
nickel | 104
chrome | 109
black
nickel |

Item 1850 | Tower Grip Handle
Material | Aluminium



- | | | |
|-------|--------|--------|
| 224mm | RAH935 | RAH934 |
|-------|--------|--------|
- | | |
|---|---|
|  |  |
| 101
natural
anodised | 103
brushed
nickel |

1.1 METAL HANDLES



Item 1600 | Bullet D Grip Handle
Material | Wood & Aluminium



224mm	RAH921	RWH694	RWH695
352mm	RAH922	RWH696	RWH697

103 brushed nickel	302 sanded oak light	303 sanded oak dark

Item 1601 | Bullet D Centre Grip Handle
Material | Wood & Aluminium



352mm	RAH923	RWH698	RWH699
-------	--------	--------	--------

103 brushed nickel	302 sanded oak light	303 sanded oak dark

Item 465 | Bullet D Handle
Material | Wood & Aluminium



96mm	RAH558		
160mm	RAH512	RAH755	RAH559
256mm	RAH513	RAH560	RAH754
320mm	RAH514	RAH561	

101 natural anodised	103 brushed nickel	104 chrome	109 black nickel


Item 73 | Slant Handle with Cut Out
Material | Aluminium



192mm	RAH711
-------	--------

101 natural anodised

Item 454 | Half Round Arch Handle
Material | Aluminium



128mm	RAH729				
192mm	RAH524	RAH757	RAH758	RAH756	RAH917
348mm	RAH525	RAH759	RAH569		RAH918
392mm	RAH526	RAH760	RAH570		
478mm	RAH527	RAH761	RAH571		

101 natural anodised	103 brushed nickel	104 chrome	109 black nickel	1002 grain black	1101 gloss white

Item 448 | UFO Arch Handle
Material | Aluminium



96mm	RAH520				
128mm	RAH521	RAH781	RAH782	RAH780	RAH783
288mm	RAH522	RAH785	RAH567	RAH784	
448mm	RAH523	RAH786	RAH568		

101 natural anodised	103 brushed nickel	104 chrome	109 black nickel	201 antique brass



1.1 METAL HANDLES

Item 54 | 14mm Arch Handle
Material | Aluminium




195x244x14mm	RAH206	RAH741
234x294x14mm	RAH207	RAH742
274x344x14mm	RAH208	
314x394x14mm	RAH209	RAH743
352x444x14mm	RAH210	
392x494x14mm	RAH211	
430x544x14mm	RAH212	
519x659x14mm	RAH213	RAH744



Item 17 | Shrine Handle
Material | Zink



128mm	RIH1301
160mm	RIH1302
256mm	RIH1303
320mm	RIH1304



Item 447 | UFO Bar Handle
Material | Aluminium




192mm	RAH531
288mm	RAH532
448mm	RAH533



Item 446 | UFO Arch Bar Handle with Pillars
Material | Aluminium



128mm	RAH707
192mm	RAH708
288mm	RAH709
448mm	RAH710



Item 510 | 12mm Square Bar Handle
Material | Stainless Steel




160mm	RIH256
192mm	RIH168
224mm	RIH169
320mm	RIH170



Item 578 | Roman Bar Handle
Material | Zink



128mm	RIH273
192mm	RIH274
256mm	RIH275
384mm	RIH276
480mm	RIH277
612mm	RIH985
762mm	RIH986
1080mm	RIH1232




1.1 METAL HANDLES



Item 72 | 12mm Bar Handles
Material | Aluminium



96x156x12mm	RAR100	RAR178	RAR186	RAR113	RAR189
128x188x12mm	RAR101	RAR179		RAR114	
160x220x12mm	RAR102	RAR180		RAR115	
192x252x12mm	RAR103	RAR181	RAR187	RAR116	RAR190
234x294x12mm	RAR104	RAR182		RAR117	
284x344x12mm	RAR105	RAR183	RAR188	RAR118	RAR191
334x394x12mm	RAR106	RAR184		RAR119	
384x444x12mm	RAR107	RAR185		RAR120	
434x494x12mm	RAR108			RAR121	
484x544x12mm	RAR109			RAR122	
604(2x302mm)x664x12mm	RAR110			RAR123	
784(2x392mm)x844x12mm	RAR111			RAR124	
1084(2x542mm)x1144x12mm	RAR112			RAR125	



Item 27 | KR Bar Knobs
Material | Aluminium



12mm	RAK136	RAK137	
14mm	RAK138	RAK139	
20mm	RAK164	RAK123	RAK165
24mm	RAK166	RAK124	
32mm	RAK190		



Item 98 | 14mm Bar Handles
Material | Aluminium

Only available in Natural Anodised finish.




96x156x14mm	RAR126
128x188x14mm	RAR127
160x220x14mm	RAR128
192x252x14mm	RAR129
234x294x14mm	RAR130
284x344x14mm	RAR131
334x394x14mm	RAR132
384x444x14mm	RAR133
434x494x14mm	RAR134
484x544x14mm	RAR135
604(2x302mm)x664x14mm	RAR136



Item 598 | Square Pillar 12mm Bar Handle
Material | Aluminium



166mm	RAH628
230mm	RAH630
372mm	RAH633
522mm	RAH636



Item 452 | Round Knob Round Pillar
Material | Aluminium



24mm	RAH634	RAH791
------	--------	--------



1.2 KNOBS

Item 472 | 13mm Square Knob
Material | Stainless Steel



13mm | RIH622
106 stainless steel

Item 471 | 25mm Rectangular Knob
Material | Stainless Steel




25mm | RIH620
106 stainless steel

Item 469 | 40mm Rectangular Knob
Material | Stainless Steel



40mm | RIH977
106 stainless steel

Item 1101 | Cubic Knob
Material | Zink




32mm | RIH1054
103 brushed nickel

Item 1103 | Concave Pull
Material | Zink



32mm | RIH1050
103 brushed nickel

Item 1105 | Dimple Pull
Material | Zink



32x40x40mm | RIH1056
32x60x60mm | RIH1057
103 brushed nickel

Item 620 | Butress Knob
Material | Zink



16mm | RIH854
103 brushed nickel

Item 453 | Square Knob Square Pillar
Material | Aluminium



25mm | RAH528 RAH792
101 natural anodised 103 brushed nickel

Item 452 | Round Knob Round Pillar
Material | Aluminium



24mm | RAH634 RAH791
101 natural anodised 103 brushed nickel

Item 463 | Angle Grip
Material | Aluminium



32mm | RAH496 RAH749 RAH750
128mm | RAH497
288mm | RAH498
384mm | RAH499 RAH572



Item 575 | LA Knob
Material | Zink



24mm | RIK113
103 brushed nickel

Item 37 | AK12 Knob
Material | Aluminium



16mm | RAK265 RAK128
101 natural anodised 103 brushed nickel

Item 30 | K12TB1 Knob
Material | Aluminium



12mm | RAK250
101 natural anodised

Item 31 | AK17 Knob
Material | Aluminium



18mm | RAK272
101 natural anodised

Item 32 | AK18 Knob
Material | Aluminium



14mm | RAK273
101 natural anodised

Item 34 | SC2243 Knob
Material | Aluminium



18mm | RSK109
101 natural anodised

Item 22 | AK10 Knob
Material | Aluminium



25mm | RAK261
101 natural anodised

Item 21 | AK11 Knob
Material | Aluminium



30mm | RAK263 RAK288 RAK126
101 natural anodised 104 chrome 109 black nickel

Item 40 | AK16 Knob
Material | Aluminium



24mm | RAK271 RAK135
101 natural anodised 103 brushed nickel

Item 43 | T3211 Knob
Material | Aluminium



∅
25mm | RAK224

	+	
101 natural anodised		104 chrome

Item 197 | S1620 Knob
Material | Aluminium



∅
30mm | RIK142

	+	
103 brushed nickel		602 black

Item 1757 | Dimple Knob
Material | Zink



∅
33mm | RIH1499 RIH1500

103 brushed nickel	104 chrome

Item 1609 | Capped Tapered Knob
Material | Aluminium & Wood



- Free assorted caps supplied with each knob.
- Wood caps: Black & White
- Metal caps: Oak, Cherry, Mahogany, Beech, Black, White, Aluminium, Ash

∅
22mm | RAK292 RAK293 RWK406 RWK407

101 natural anodised	103 brushed nickel	401 oak	303 sanded oak dark

Item 1621 | Capped Ridge Knob
Material | Aluminium & Wood



- Free assorted caps supplied with each knob.
- Wood caps: Black & White
- Metal caps: Oak, Cherry, Mahogany, Beech, Black, White, Aluminium, Ash

∅
26mm | RAK294 RAK295 RWK408 RWK409

101 natural anodised	103 brushed nickel	401 oak	303 sanded oak dark

Item 311 | 123 Knob
Material | Wood



∅
38mm | RWK132

402 pine

Item 234 | Ball Knob
Material | Aluminium



∅
30mm | SBK102 SBK122

104 chrome	109 black nickel

Item 423 | Solid Mushroom Knob
Material | Brass



∅
25mm | SBK140
30mm | SBK141
38mm | SBK142

108 polished brass

Item 42 | AK19 Knob
Material | Aluminium



∅
32mm | RAK275

101 natural anodised

Item 27 | KR Bar Knobs
Material | Aluminium



∅
12mm | RAK136 RAK137
14mm | RAK138 RAK139
20mm | RAK164 RAK123 RAK165
24mm | RAK166 RAK124
32mm | RAK190

101 natural anodised	103 brushed nickel	106 stainless steel

Item 231 | Bubble Knob
Material | Zink



∅
32mm | SIK243 SIK244 SIK241 SIK240 SIK242

102 matt chrome	103 brushed nickel	104 chrome	108 polished brass	109 black nickel

Item 1608 | Oslo Knob
Material | Aluminium



∅
45mm | RAK291 RWK404 RWK405

103 brushed nickel	401 oak	303 sanded oak dark

Item 1623 | Tulip Ridge Knob
Material | Aluminium & Wood



∅
64mm | RAK296 RAK297 RWK410 RWK411

101 natural anodised	103 brushed nickel	401 oak	303 sanded oak dark

Item 20 | Oval Grip
Material | Aluminium



∅
32mm | RAH458

101 natural anodised

Item 525 | 64040 Plastic Knob | 63040 Knob
Material | Plastic



∅
40mm | RSK265 RIK266

601 white & chrome	601 white & gold

Item 277 | K32E1 Knob
Material | Polyester



∅
32mm | RSK220 RSK232 RSK225

502 black	501 white	504 ivory

Item 276 | K44E1 Knob
Material | Polyester



∅
44mm | RSK340 RSK352 RSK345

502 black	501 white	504 ivory

Item 1624 | Heart Knob
Material | Polyester



∅
50mm | RSK490 RSK489 RSK488 RSK491

502 black	501 white	505 red	506 pink

1.3 GRIPS

Item 449 | Finger Pull Square
Material | Aluminium



32mm | RAH468
128mm | RAH469



Item 450 | Finger Pull Flat
Material | Aluminium



32mm | RAH470
128mm | RAH471



Item 9 | Alex T15 Grip
Material | Aluminium



32mm | RAH608 RAH746
96mm | RAH616
128mm | RAH615 RAH747
234mm | RAH609 RAH748
284mm | RAH610
334mm | RAH611
384mm | RAH612
484mm | RAH614



Item 458 | Alex T16 Grip
Material | Aluminium



32mm | RAH703
128mm | RAH701
288mm | RAH491
384mm | RAH704



Item 457 | L Grip
Material | Aluminium



32mm | RAH478 RAH764 RAH765
96mm | RAH354
128mm | RAH353 RAH766 RAH767
288mm | RAH486 RAH562 RAH563
384mm | RAH487 RAH565 RAH566




Item 588 | Flag Grip Handle
Material | Aluminium



32mm | RAH356
128mm | RAH357
288mm | RAH358
384mm | RAH564



Item 463 | Angle Grip
Material | Aluminium




32mm | RAH496 RAH749 RAH750
 128mm | RAH497
 288mm | RAH498
 384mm | RAH499 RAH572



Item 456 | Dove Tail Grip
Material | Aluminium



32mm | RAH472
 128mm | RAH473 RAH480
 288mm | RAH475 RAH479
 384mm | RAH476
 608mm | RAH477



Item 1604 | Mini Grips Flag Handle
Material | Aluminium




14mm | RAH927
 24mm | RAH928
 101 natural anodised

Item 492 | Grip Handle Aluminium
Material | Aluminium



45mm | RAH108
 101 natural anodised

Item 1894 | Buffalo Grass Grip
Material | Aluminium



3m | RAH946
 101 natural anodised

Item 1598 | Darling Grip
Material | Aluminium



95x35mm | RAH912 RAH913 RAH914
 101 natural anodised 103 brushed nickel 104 chrome

Item 1520 | Euro Grip
Material | Stainless Steel



95x40mm | RAH844
 106 stainless steel

1.3 RECESSED

The Handle Profile 3PH can either be made to fit your door as a pocket handle or be used to fit the full width of your door. The profile can either be purchased in 4m lengths as well as the two various end caps, either for a pocket or a full width version.

Item 1700 | Handle Profile 3PH Pocket
Material | Aluminium



186mm	RIH1810	RIH1791
286mm	RIH1811	RIH1792
336mm	RIH1812	RIH1793
386mm	RIH1813	RIH1794
486mm	RIH1814	RIH1795
636mm	RIH1815	RIH1796
786mm	RIH1816	RIH1797

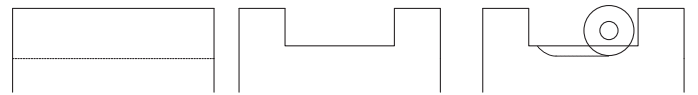


Pocket Version

Can be cut to any sizes which then is fitted on top of the door or drawer. End caps for pocket are then screwed onto the sides of the handle.

Calculation for cutting 3VPH handle, width of your door minus 110mm.
Calculation material subtract 10mm for the ends caps.
eg. door width 296mm, $296 - 110\text{mm} = 186\text{mm}$,
actual material length $186\text{mm} - 10\text{mm} = 176\text{mm}$

step1 - EA4 sides of door step2 - router out pocket step3 - make a 3.5mm groove



Item 1701 | Handle Profile 3PH Full Length
Material | Aluminium



296mm	RIH1817	RIH1798
396mm	RIH1818	RIH1799
446mm	RIH1819	RIH1800
496mm	RIH1820	RIH1801
596mm	RIH1821	RIH1802
746mm	RIH1822	RIH1803
896mm	RIH1823	RIH1804



Full Width Version

Can be cut to any sizes which the full width end caps are then fixed with a super strong, fast curing glue (superglue) only a small drip at the tongue of the end cap. The door or drawer must be grooved 3.5mm by 12mm deep. Cold glue can be used in the groove and left to set.

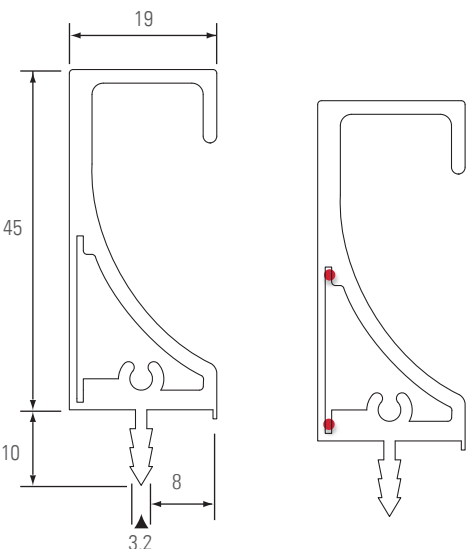

Calculation for cutting 3VPH handle, finished size minus 14mm for the end caps.
eg. door width 296mm, actual material length $296\text{mm} - 14\text{mm} = 282\text{mm}$

step - create 12mm depth groove



Item 1560 | Handle Profile 3PH 4m
Material | Aluminium

4m | RIH1622 RIH1397



Item 1562 | End Cap 3PH Full Width Version (Pair)
Material | Aluminium



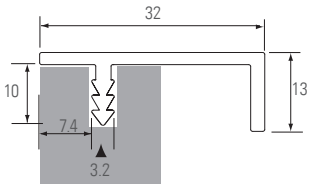
RIH1624	RIH1399
101 natural anodised	106 stainless steel

Item 1561 | End Cap 3PH Pocket Version (Pair)
Material | Aluminium




RIH1623	RIH1398
101 natural anodised	106 stainless steel


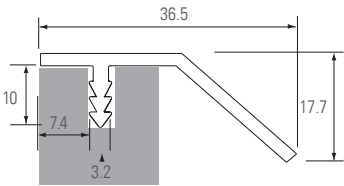
Item 1595 | Finger Grip 1 Flat Large Grip
Material | Aluminium



297mm	RAH859	RAH860	RAH861
397mm	RAH862	RAH863	RAH864
447mm	RAH865	RAH866	RAH867
497mm	RAH868	RAH869	RAH870
597mm	RAH871	RAH872	RAH873
747mm	RAH874	RAH875	RAH876
897mm	RAH877	RAH878	RAH879



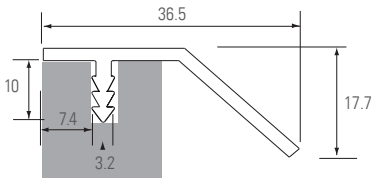
Item 1597 | Finger Grip 2 Angled Large Grip
Material | Aluminium



297mm	RAH898	RAH899
397mm	RAH900	RAH901
447mm	RAH902	RAH903
497mm	RAH904	RAH905
597mm	RAH906	RAH907
747mm	RAH908	RAH909
897mm	RAH910	RAH911



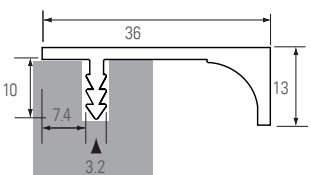
Item 1596 | Finger Grip 2 Angle Centre Round
Material | Aluminium



297mm	RAH883	RAH884
397mm	RAH885	RAH886
447mm	RAH887	RAH888
497mm	RAH889	RAH890
597mm	RAH891	RAH892
747mm	RAH894	RAH895
897mm	RAH896	RAH897



Item 1594 | Finger Grip 3 Flat Large Rounded
Material | Aluminium



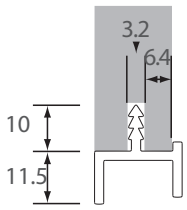
297mm	RAH845	RAH846
397mm	RAH847	RAH848
447mm	RAH849	RAH850
497mm	RAH851	RAH852
597mm	RAH853	RAH854
747mm	RAH855	RAH856
897mm	RAH857	RAH858



Note: Subtract 2mm on your door or drawer height to accommodate the finger grip. Applicable to all four products in this section.

1.3 GRIPS


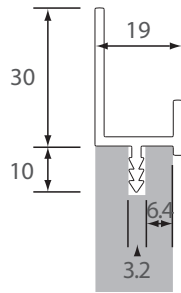
Item 1132 | Finger Grip Flat Small
Material | Aluminium



- 147mm | RAH800
- 297mm | RAH801
- 310mm | RAH802
- 371mm | RAH803
- 397mm | RAH804
- 447mm | RAH805
- 497mm | RAH806
- 597mm | RAH807
- 747mm | RAH808
- 897mm | RAH809



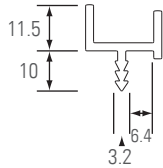
Item 1133 | Finger Grip Flat Large
Material | Aluminium



- 147mm | RAH810
- 297mm | RAH811
- 310mm | RAH812
- 371mm | RAH813
- 397mm | RAH814
- 447mm | RAH815
- 497mm | RAH816
- 597mm | RAH817
- 747mm | RAH818
- 897mm | RAH819
- 3m | RAH841




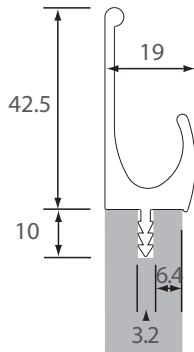
Item 1831 | Finger Grip Flat Small
Material | Aluminium



- 3m | RAH840




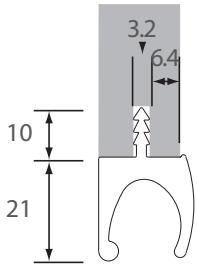
Item 1135 | Finger Grip Curved Large
Material | Aluminium



- 147mm | RAH830
- 297mm | RAH831
- 310mm | RAH832
- 371mm | RAH833
- 397mm | RAH834
- 447mm | RAH835
- 497mm | RAH836
- 597mm | RAH837
- 747mm | RAH838
- 897mm | RAH839
- 3m | RAH843



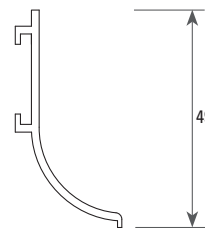
Item 1134 | Finger Grip Curved Small
Material | Aluminium



- 147mm | RAH820
- 297mm | RAH821
- 310mm | RAH822
- 371mm | RAH823
- 397mm | RAH824
- 447mm | RAH825
- 497mm | RAH826
- 597mm | RAH827
- 747mm | RAH828
- 897mm | RAH829
- 3m | RAH842



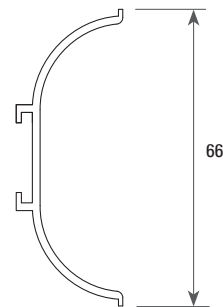
Item 1828 | Edge Handle Aluminium AH6001
Material | Aluminium



- 3m | RIH1805



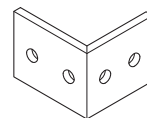
Item 1829 | Edge Handle Aluminium AH6002
Material | Aluminium



- 3m | RIH1806



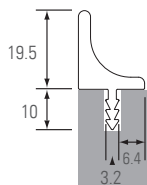
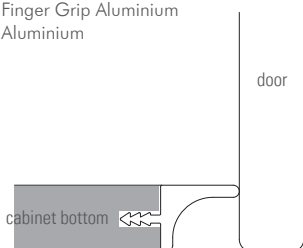
Item 1830 | Corner Bracket
Material | Stainless Steel



- N/A | RIH1809




Item 1034 | Finger Grip Aluminium
Material | Aluminium



Grip doors from behind to open door. Handleless doors.

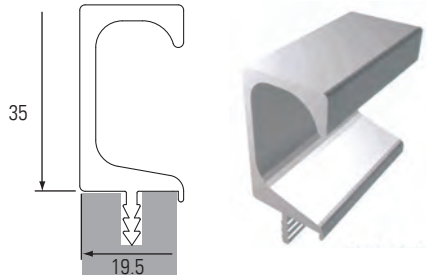
- 3m | RIH1808



1.3 GRIPS & RECESSED



Item 1827 | Edge Handle Aluminium AE2519
Material | Aluminium



- 147mm | RAH936
- 297mm | RAH937
- 310mm | RAH938
- 371mm | RAH939
- 397mm | RAH940
- 447mm | RAH941
- 497mm | RAH942
- 597mm | RAH943
- 747mm | RAH944
- 897mm | RAH945
- 3m | RIH1807



Item 25 | Clove Cup Handle
Material | Zink



- 64mm | RIH1106 RIH1111 RIH1110
- 103
brushed
nickel

104
chrome

203
antique
nickel

Item 172 | Wave Handle
Material | Zink



- 32mm | SIH420
- 103
brushed
nickel

Item 171 | GRI72259327
Material | Zink



- 96mm | RIH161
- 103
brushed
nickel

Item 625 | Miami Handle
Material | Zink



- 128mm | RIH859
 - 160mm | RIH858
- 103
brushed
nickel


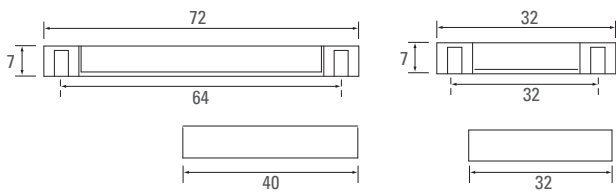
104
chrome

Item 169 | COS12239 Handle
Material | Zink



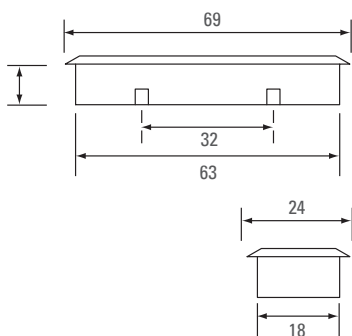
- 128mm | RIH121
- 103
brushed
nickel

Item 566 | Rectangular Handle
Material | Zink

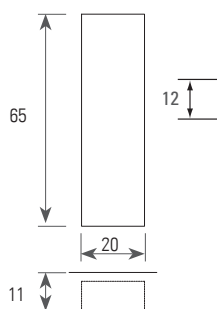


- 32mm | RIH196
 - 64mm | RIH197
- 102
matt
chrome

Item 565 | Slot Pull Handle
Material | Zink



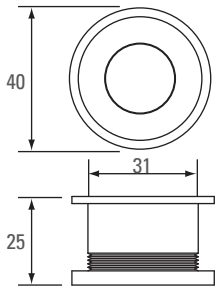
Recess Specifications



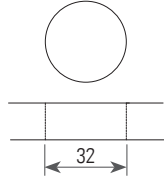
- 32mm | RIH194
- 102
matt
chrome

1.3 RECESSED

Item 569 | Void Handle
Material | Aluminium

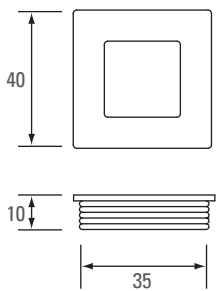


Recess Specifications

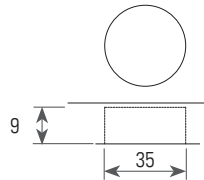


35mm | RIK116
104
chrome

Item 568 | Boston Grip Handle
Material | Zink





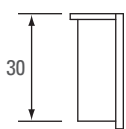
Recess Specifications



40x40mm | RIH191
103
brushed
nickel

Item 567 | Milano Grip Handle
Material | Zink

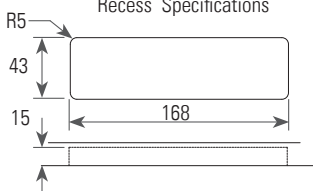
Recess Specifications



128mm | RIH192
102
matt
chrome

Item 163 | Postbox Handle
Material | Zink


Recess Specifications



160mm | RIH391
103
brushed
nickel



Item 1563 | Flower Handle
Material | Crystal & Zink



96mm (left) | RIH1400 RIH1402
96mm (right) | RIH1401 RIH1403



Item 1568 | Crystal Handle & Knob
Material | Crystal & Zink




16mm | RIH1404
128mm | RIH1405



Item 1756 | Aphrodita Handle & Knob
Material | Crystal & Zink




48mm | RIH1498
160mm | RIH1496
320mm | RIH1497



Item 1754 | Stellar Crystal Handle
Material | Crystal & Zink



128mm | RIH1491 RIH1492
192mm | RIH1493



Item 1745 | Square Crystal Knob
Material | Crystal & Zink




30x30mm | RIH1495
44x44mm | RIH1494



Item 1760 | Titania Crystal Handle & Knob
Material | Crystal & Zink



50mm (knob) | RIH1508
128mm (handle) | RIH1507



1.4 CRYSTAL

Item 1759 | Calypso Crystal Knob
Material | Crystal & Zink



20mm | RIH1505
30mm | RIH1506
104 chrome

Item 1761 | Electra Crystal Knob
Material | Crystal & Zink



20mm | RIH1509
104 chrome

Item 1771 | Tapered Crystal Knob
Material | Crystal & Zink



∅ 22mm | RIK280
104 chrome

Item 1772 | AK 21 Crystal Knob
Material | Crystal & Zink



∅ 18mm | RIK281
103 brushed nickel

Item 1774 | AK12 Crystal Knob
Material | Crystal & Zink



∅ 16mm | RIK282
103 brushed nickel

Item 1773 | Square D Wide Pillar Crystal Handle
Material | Crystal & Zink



128mm | RIH1567
103 brushed nickel

Item 1843 | Prism Glass & Chrome Knob
Material | Crystal & Zink



60x70mm | RIK293
104 chrome

Item 1128 | Crystal Prism Glass & Chrome Knob
Material | Crystal & Zink



∅ 30mm | RIK146
35mm | RIK150
801 crystal
801 black crystal

Item 1628 | Crystal Knob Pyramid
Material | Crystal & Zink



35x40mm | RIK149
801 crystal

Item 1840 | Crystal Knob with Chrome Cup
Material | Glass & Zink



30x30mm | RIK290
104 chrome

Item 1842 | Crystal Rose Knob
Material | Glass & Zink



32x45mm | RIK292
801 crystal

Item 1841 | Lava Crystal Knob
Material | Glass & Zink



38x25mm | RIK291
802 glass

Item 1569 | Ceramic Knob
Material | Polyester & Steel




∅ 32mm | RIH1414
501 white



Item 1543 | Crystal Knob Flat
Material | Glass & Zink




34x40mm | RIK147
801 crystal



Item 74 | Square Glass Bar Handle
Material | Glass & Aluminium




160mm | RAR244
 
 101 natural anodised 802 glass



Item 75 | Square Glass Knob
Material | Glass & Aluminium



45x45mm | RAR245
 
 101 natural anodised 802 glass



Item 76 | Round Glass Knob
Material | Glass & Aluminium



∅ 45mm | RAR246
 
 101 natural anodised 802 glass

Item 491 | Solid Crystal Glass Knob
Material | Glass & Aluminium



∅ 20mm | RIK243
 
 101 natural anodised 802 glass


Item 490 | Solid Crystal Glass Bar Handle
Material | Glass & Stainless Steel



160x220x18mm | RAR243
 
 106 stainless steel 802 glass

Item 485 | Tube Glass Bar Handle
Material | Glass & Stainless Steel



128x188x18mm (your choice) | RAR238
 128x188x18mm (sugar bean) | RAR239
 128x188x18mm (coffee bean) | RAR240
 128x188x18mm (pepper corn) | RAR241
 128x188x18mm (pasta) | RAR242
 
 106 stainless steel 802 glass

1.4 CRYSTAL

Item 557 | Wire Grip Handle
Material | Zink



128mm | RIH298
103 brushed nickel

Item 180 | 38832 Leather Handle
Material | Leather & Zink



∅ 32mm | RIH101
103 brushed nickel

Item 180 | 38661 Leather Pull
Material | Leather & Zink



∅ 19mm | RIH100
103 brushed nickel

Item 1567 | Leather Pull Coffee
Material | Leather & Zink



128mm | RIH1413
Knob | RIH1412
104 chrome



Item 399 | COS12506 Handle
Material | Zink & Plastic



128mm | RIH395
201 antique brass

Item 400 | COS24043 Knob
Material | Zink & Plastic



38mm | RIK240
201 antique brass

Item 1770 | Bastion Handle
Material | Zink



96mm | RIH1538 RIH1539
201 antique brass 203 antique nickel

Item 1766 | Bastion Knob
Material | Zink



32mm | RIH1282 RIK279 RIK278
103 brushed nickel 201 antique brass 203 antique nickel

Item 1765 | Victoria Handle
Material | Zink



96mm | RIH1524 RIH1522 RIH1523
103 brushed nickel 201 antique brass 203 antique nickel

Item 1767 | Paris Drop Handle
Material | Zink



55mm | RIH1531 RIH1532
201 antique brass 203 antique nickel

Item 403 | CC4705 Drop Handle
Material | Zink



26mm | RIH103
201 antique brass

Item 402 | CC9466 Handle
Material | Zink



65mm | RIH114
201 antique brass

Item 539 | Tiled Knob
Material | Zink



35mm | RIK145
102 matt chrome

Item 411 | C5894 Handle
Material | Zink



72mm | RIH105
201 antique brass

Item 412 | 5892 Drop Handle
Material | Zink



101mm | RIH104
201 antique brass

Item 384 | French Handle
Material | Zink



192mm | RIH113 RIH112
201 antique brass 204 antique silver

Item 385 | French Knob
Material | Zink



35mm | RIK261 RIK260
201 antique brass 204 antique silver

1.5 ANTIQUES

Item 1769 | Buttercup Handle
Material | Zink



Item 401 | CC244 Grip Handle
Material | Zink



Item 405 | CC9093 Cup Handle
Material | Zink



Item 408 | CC9094 Knob
Material | Zink



Item 392 | SI1365 Handle
Material | Zink



Item 1768 | Regent Handle
Material | Zink



Item 618 | Ring Handle AS
Material | Zink



Item 543 | Twisted Handle
Material | Zink



Item 545 | Cambridge Handle
Material | Zink





Item 542 | Doric Handle
Material | Zink



128mm | RIH177 RIH176
201 antique brass 204 antique silver

Item 541 | Oxford Knob
Material | Zink



32mm | RIK117 RIK118
201 antique brass 204 antique silver

Item 516 | S Pull Handle
Material | Zink



96mm | RIH149 RIH173
201 antique brass 203 antique nickel

Item 595 | S Curve Handle
Material | Zink



Item 404 | 6023 Knob
Material | Zink



29mm | RIK262
202 antique brass

96mm (left) | RIH147 RIH171
96mm (right) | RIH148 RIH172
201 antique brass 204 antique silver

Item 593 | Ribbed Cone Handle
Material | Zink



128mm | RIH145
203 antique nickel

Item 594 | Ribbed Cone Knob
Material | Zink



85mm | RIH146
203 antique nickel

Item 390 | Rust D Handle
Material | Zink



96mm | RIH412
206 rustic steel

Item 393 | Cage Handle
Material | Steel



192mm | RIH315
204 antique silver

Item 394 | Cage T Grip Knob
Material | Steel



75mm | RIH255
204 antique silver

Item 395 | Cage Knob
Material | Steel



32mm | RIK204
204 antique silver

1.5 ANTIQUES

Item 497 | Large Thin Ring Handle with Large Backplate
Material | Zink



∅ 55mm | RIH134 RIH135
201 antique brass | 203 antique nickel

Item 496 | Small Thin Ring Handle with Small Backplate
Material | Zink



∅ 42mm | RIH132 RIH133
201 antique brass | 203 antique nickel

Item 498 | Small Fat Ring Handle with Large Backplate
Material | Zink



∅ 40mm | RIH143 RIH144
201 antique brass | 203 antique nickel

Item 273 | MH96H2 Handle
Material | Polyester



∅ 96mm | RSH107
205 antique iron

Item 263 | MK35T1 Knob
Material | Polyester



∅ 35mm | RSK102
205 antique iron

Item 261 | MC64T1 Cup Poly Handle
Material | Polyester



∅ 64mm | RSH103
205 antique iron

Item 262 | MH32T1 Grip Poly Knob
Material | Polyester



∅ 32mm | RSH102
205 antique iron

Item 264 | Ethnic Handle
Material | Polyester



∅ 96mm | RSH104
205 antique iron

Item 267 | Ethnic Knob
Material | Polyester



∅ 35mm | RSK103
205 antique iron

Item 363 | Rose Handle
Material | Polyester



∅ 96mm | RSH240
205 antique iron

Item 364 | Rose Knob
Material | Polyester



∅ 35mm | RSK460
205 antique iron



Item 380 | Ethnic 2 Handle
Material | Polyester



128mm | RSH301
205 antique iron

Item 378 | Etch Rose Handle
Material | Polyester



128mm | RSH297
205 antique iron

Item 376 | Mac Rose Handle
Material | Polyester



96mm | RSH298
205 antique iron

Item 375 | Arrow Handle
Material | Polyester



96mm | RSH302
205 antique iron

Item 1569 | Ceramic Knob
Material | Steel & Polyester



∅ 32mm | RIH1414
501 white

Item 423 | Solid Mushroom Knob
Material | Brass



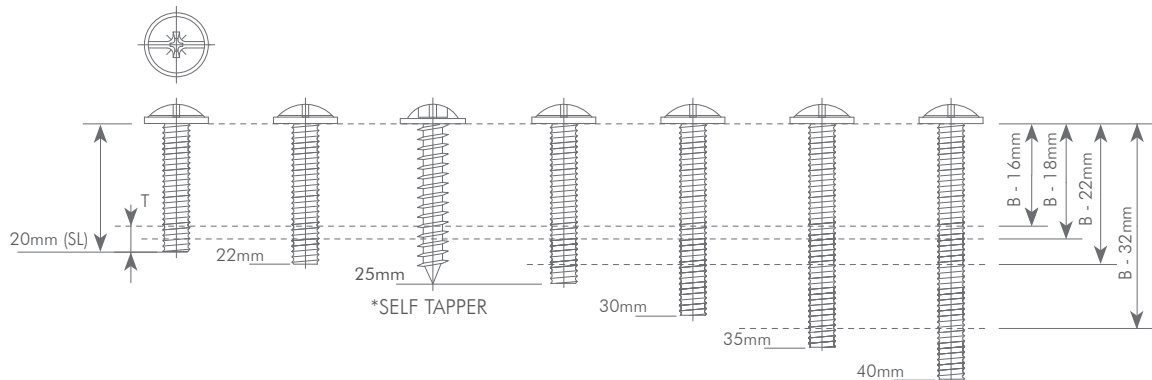
∅ 25mm | SBK140
30mm | SBK141
38mm | SBK142 | SBK152
105 polished brass
109 black nickel

Item 234 | Ball Knob
Material | Aluminium



∅ 25mm | SBK121
30mm | SBK122 | SBK102
109 black nickel
104 chrome

SCREW SIZES FOR ALL HANDLES AND KNOBS



All screws supplied with the handles & knobs are based on 16mm board being used.
For board thicker, the screw can be countersunk into the board or longer screws can be ordered separately. Sold in packs of 500 & 1000.

*Note - certain wood handles & knobs + plastics are only available with a 25mm self tapper.

T = SL - B
SL = screw length
B = board thickness
T = thread exposed
Screw length required calculator

1.5 ANTIQUES

Item 438 | Big 5 Key Ring
Material | Oak & Stainless Steel



365mm | RSK172



Item 428 | Buffalo
Material | Polyester



78mm | RSK167



Item 429 | Lion
Material | Polyester



44mm | RSK164



Item 430 | Elephant
Material | Polyester



64mm | RSK163



Item 431 | Sable
Material | Polyester



42mm | RSK174



Item 432 | Baboon
Material | Polyester



36mm | RSK171



Item 433 | Rhino
Material | Polyester



45mm | RSK165



Item 434 | Leopard
Material | Polyester



41mm | RSK166



Item 435 | Bushpig
Material | Polyester



38mm | RSK168



Item 436 | Giraffe
Material | Polyester



46mm | RSK169



Item 437 | Zebra
Material | Polyester



22mm | RSK170





Item 511 | Planet Handle
Material | Zink



Item 224 | Slim Dolphin Handle
Material | Zink



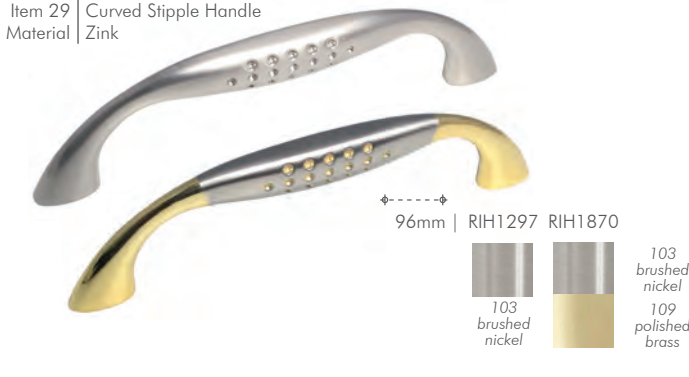
Item 26 | Harmonica Handle
Material | Zink



Item 226 | Dolphin Arch Handle
Material | Zink



Item 29 | Curved Stipple Handle
Material | Zink




Item 216 | S-Bend Handle
Material | Zink




Item 200 | Stipple Handle
Material | Zink



Item 220 | Curveline Handle
Material | Zink



Item 202 | Stipple Knob
Material | Zink



Item 513 | Curved Handle
Material | Zink




Item 28 | Contortion Knob
Material | Zink



Item 219 | Worm Handle
Material | Zink



Item 505 | 44961 Handle
Material | Zink



Item 221 | Bridge Handle
Material | Zink



1.6 FUNCTIONAL


Item 223 | Elegant Handle
Material | Zink



Item 227 | Whalebone Handle
Material | Zink



Item 230 | Bow Handle
Material | Zink



Item 606 | Westminster Handle
Material | Plastic




Item 619 | Thick D Handle
Material | Plastic



Item 522 | Stipple Plastic Handle
Material | Plastic



Item 521 | Stipple Plastic Knob
Material | Plastic



Item 614 | Slim D Handle
Material | Plastic



Item 611 | Bow Stipple Handle
Material | Plastic - Gold Finish



Item 526 | Mushroom Knob
Material | Plastic





Item 415 | Duckfoot Handle
Material | Zink/Wood/Plastic



76mm	RIH223	RIH221	GHC232	RIH222
	109 polished brass & beech	109 polished brass & flower	201 antique brass & oak	109 polished brass & white

Item 206 | Frog Handle
Material | Zink & Wood



96mm	RIH358	RIH359
	102 matt chrome & maple	102 matt chrome & oak

Item 306 | 5.2 Handle
Material | Wood



96mm	RWH472	RWH473	RWH474	RWH475	RWH470
	401 oak laquered	401 oak unlaquered	402 pine laquered	402 pine unlaquered	404 beech laquered

Item 307 | 7.2 Handle
Material | Wood



96mm	RWH544	RWH546
	401 oak laquered	402 pine laquered

Item 308 | 11.2 Handle
Material | Wood



96mm	RWH140
	401 oak laquered

Item 318 | 31.2 Handle
Material | Wood



96mm	RWH340
	401 oak laquered

Item 324 | 1.1 Handle
Material | Wood



96mm	RWH104	RWH105
	401 oak laquered	401 oak unlaquered

Item 310 | 4.2 Handle
Material | Wood



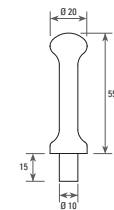
96mm	RWH412	RWH414
	401 oak laquered	402 pine laquered

Item 319 | KM Knob
Material | Wood



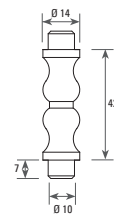
25mm	RWK242	RWK244	RWK145		
33mm	RWK266	RWK267	RWK268	RWK269	
45mm	RWK286	RWK128	RWK288	RWK131	RWK284
	401 oak laquered	401 oak unlaquered	402 pine laquered	402 pine unlaquered	403 meranti laquered

Item 348 | Standard Cup Hook
Material | Wood




20mm	RWK182
	401 oak laquered

Item 346 | Finial T1 & T2
Material | Wood



T2 - 14mm	RWK134
T1 - 16mm	RWK133
	401 oak unlaquered

Item 342 | Screw Plug
Material | Wood



10mm	RWK422	
15mm	RWK430	RWK432
20mm	RWK440	RWK442
	401 oak unlaquered	402 pine unlaquered

1.7 END OF RANGE

Item 98 | Bar Handle
Material | Aluminium



◆-----◆
160x220x14mm | RAR141
234x294x14mm | RAR143



Item 625 | Miami Handle
Material | Zink



◆-----◆
128mm | RIH859
160mm | RIH858

103
brushed
nickel

104
chrome

Item 175 | Mini Wave Handle
Material | Zink



◆-----◆
16mm | RIH308

103
brushed
nickel

Item 192 | SI 1313 Handle
Material | Zink



◆-----◆
96mm | RIH868

102
matt
chrome

Item 199 | SI 1310 Knob
Material | Zink



◆-----◆
26mm | RIK235

102
matt
chrome


Item 193 | SI 1314 Knob
Material | Zink



◆-----◆
21mm | RIK232

102
matt
chrome

Item 601 | Trafalgar Handle
Material | Zink



◆-----◆
32mm | RIH189

102
brushed
nickel

Item 218 | Lightning Handle
Material | Zink



◆-----◆
96mm | SIH270

102
matt
chrome

Item 216 | S Bend Handle
Material | Zink



◆-----◆
64mm | SIH280

102
matt
chrome

Item 614 | Slim D Handle
Material | Plastic



◆-----◆
96mm | SPH210

503
cream

Item 207 | Elbow Handle
Material | Zink



◆-----◆
96mm | RIH361 | RIH362

102
matt chrome & maple

102
matt chrome & oak

Item 564 | Locker Pull Handle
Material | Zink



◆-----◆
50x50mm | RIH195

102
matt
chrome

Item 329 | 57.2 Handle
Material | Wood



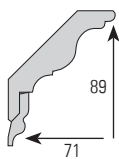
◆-----◆
78.5mm | RWH512

401
oak
laquered



CORNICE

Item 719 | C 10
Material | Wood
Size (L x R) | 71 x 89mm, 3m length



RWM145
402 pine

PICTURE RAIL

Item 709 | PR 10
Material | Wood
Size (L x R) | 55 x 19mm
3m length



RWM546
402 pine

CHAIR/DADO RAIL

Item 710 | CR 10
Material | Wood
Size (L x R) | 70 x 18/15*mm | RWM172 - 2.7m length
| RWM166 - 3m length

* MDF thickness



RWM166 RWM172
402 pine 405 mdf raw

Item 711 | CR 11
Material | Wood
Size (L x R) | 70 x 18mm
3m length



RWM186
402 pine


Item 712 | CR 12
Material | Wood
Size (L x R) | 95 x 18mm
3m length



RWM936
402 pine

SKIRTINGS

Item 1199 | RSK 6
Material | Wood
Size (L x W) | 94 x 22mm | RWM1008 - 3m length
140 x 22mm | RWM1009 - 3m length



RWM1008 RWM1009
402 pine

Item 713 | S 10
Material | Wood
Size (L x W) | 105 x 20/16*mm | RWM626 - 3m length
| RWM632 - 2.7m length

* MDF thickness



RWM626 RWM632
402 pine 405 mdf raw

ARCHITRAVES - sold in sets of 2 x 2.1m and 1 x 1m lengths

Item 700 | A 11
Material | Wood
Size (L x R) | 95 x 20/16*mm
* MDF thickness



RWM101 RWM100 RWM102
402 pine 401 oak 405 mdf raw

Item 714 | S 11
Material | Wood
Size (L x W) | 140 x 20mm
3m length



RWM952 RWM958
402 pine 403 meranti

Item 701 | A 12
Material | Wood
Size (L x R) | 70 x 20mm




RWM106
402 pine

Item 718 | S 16
Material | Wood
Size (L x W) | 52 x 12mm
Econo Skirting 3m length

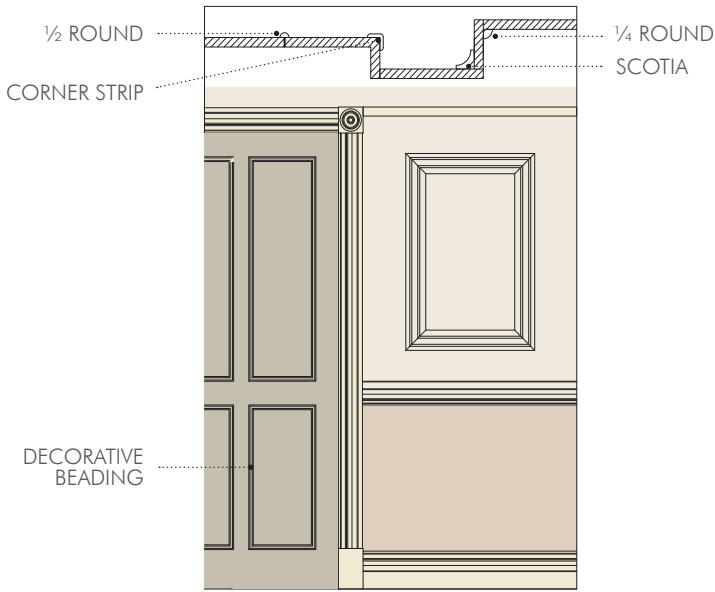


RWM912
402 pine





2 MOULDINGS | BEADINGS & JOINERY



DECORATIVE BEADINGS

Item 744 | DM 1
Material | Wood
Size (L x W) | 19 x 8mm
3m length

RWM306 RWM302 RWM310

402 pine 401 oak 403 meranti

Item 745 | DM 2
Material | Wood
Size (L x W) | 32 x 16mm
3m length

RWM326

402 pine

Item 746 | SM 1
Material | Wood
Size (L x W) | 19 x 8mm
3m length

RWM686

402 pine

Item 747 | SM 2
Material | Wood
Size (L x W) | 32 x 11.5mm
3m length

RWM706 RWM702

402 pine 401 oak

Item 750 | DB 1
Material | Wood
Size (L x W) | 20 x 8mm
3m length

RWM055

402 pine

Item 751 | DB 2
Material | Wood
Size (L x W) | 32 x 9mm
3m length

RWM067

402 pine

Item 752 | DB 3
Material | Wood
Size (L x W) | 32 x 9mm
3m length

RWM079

402 pine

Item 753 | DB 4
Material | Wood
Size (L x W) | 17 x 17mm
3m length

RWM087

402 pine

GLASS BEADING

Item 743 | OG Gla GB1
Material | Wood
Size (L x W) | 8 x 8mm | 2.4m length | RWM1025

RWM1025

403 meranti

SCOTIAS

Item 736 | Q 1
Material | Wood
Size (L x W) | 12 x 12mm
3m length

RWM566

402 pine

Item 737 | Q 2
Material | Wood
Size (L x W) | 16 x 16mm
3m length

RWM586

402 pine

Item 738 | Q 3
Material | Wood
Size (L x W) | 32 x 32mm
3m length

RWM606 RWM610

402 pine 403 meranti

Item 1209 | Q 4
Material | Wood
Size (L x W) | 19 x 19mm
3m length

RWM1023

402 pine

1/4 ROUNDS

Item 741 | SC 1
Material | Wood
Size (L x W) | 12 x 12mm
3m length

RWM646 RWM650

402 pine 403 meranti

Item 742 | SC 2
Material | Wood
Size (L x W) | 16 x 16mm
3m length

RWM666

402 pine

Item 1206 | SC 3
Material | Wood
Size (L x W) | 19 x 19mm
3m length

RWM1153 RWM1154

402 pine 403 meranti

Item 1237 | SC 4
Material | Wood
Size (L x W) | 32 x 32mm
3m length

RWM1020

402 pine

1/2 ROUNDS

Item 739 | HR 1
Material | Wood
Size (L x W) | 12 x 6mm
3m length

RWM446

402 pine

Item 740 | HR 2
Material | Wood
Size (L x W) | 16 x 8mm
3m length

RWM466

402 pine

Item 1207 | HR 3
Material | Wood
Size (L x W) | 19 x 10mm
3m length

RWM1155

402 pine



CORNER STRIPS

Item 748 | CS 10
Material | Wood
Size (L x W) | 21.5 x 21.5 x 16.5mm
3m length



RWM206 RWM202 RWM210
402 pine 401 oak 403 meranti

Item 749 | CS 11
Material | Wood
Size (L x W) | 28 x 28 x 22mm
3m length



RWM226 RWM222 RWM230
402 pine 401 oak 403 meranti

COVER STRIPS

Item 1204 | Cover Strip
Material | Wood
Size (L x W) | 44 x 8mm
3m length



RWM1016 RWM1017
402 pine 403 meranti

TOP UNIT CORNICE

GALLERY RAIL

LIGHT SHIELD

TOP EDGING

DOOR EDGING



KITCHEN MOULDINGS

LIGHT SHIELDS

Item 734 | LP 10
Material | Wood
Size (L x R) | 60 X 21mm | 2.7m length - RWM474
3m length - RWM486



RWM486
402 pine
RWM474
405 mdf raw

Item 735 | LP 11
Material | Wood
Size (L x R) | 60 X 21mm
2.7m length



RWM468
405 mdf raw

Item 1122 | LP 12
Material | Wood
Size (L x R) | 70 x 16mm
2.7m length



RWM500
405 mdf raw

Item 1123 | LP 13
Material | Wood
Size (L x R) | 70 x 16mm
2.7m length



RWM510
405 mdf raw

TOP UNIT CORNICE

Item 731 | TM 10
Material | Wood
Size (L x R) | 69.5 x 43.6mm | 2.7m length - RWM001
3m length - RWM846



RWM846
402 pine
RWM001
405 mdf raw

Item 732 | TM 11
Material | Wood
Size (L x R) | 68.7 x 42mm | 2.7m length



RWM020
405 mdf raw

Item 1111 | TM 13
Material | Wood
Size (L x R) | 105 x 64mm
2.7m length



RWM930
405 mdf raw

Item 1112 | TM 14
Material | Wood
Size (L x R) | 70 x 33mm
2.7m length



RWM940
405 mdf raw

2 MOULDINGS | KITCHEN

GALLERY RAIL - in pre-assembled lengths of 1m

Item 721 | Gallery Rail
 Material | Wood
 Size (L x W) | 64 x 22mm | 1m length



RWK192 | 402 pine
 RWK190 | 401 oak

Item 346 | Finial T1
 Material | Wood
 Size Ø14 | 51 x 16mm | bulk | RWK133



401 oak

Item 346 | Finial T2
 Material | Wood
 Size Ø16 | 42 x 14mm | bulk | RWK134



401 oak

Item 348 | Standard Cup Hook
 Material | Wood
 Size Ø20 | 65 x 20mm | RWK182



401 oak

TOP EDGINGS

Item 723 | TE 4
 Material | Wood
 Size (L x W) | 36.5 x 17mm
 3m length



RWM818 | 402 pine
 RWM810 | 401 oak

Item 725 | TE 10
 Material | Wood
 Size (L x W) | 33 x 9mm
 3m length



RWM738 | 402 pine
 RWM734 | 401 oak
 RWM716 | 403 meranti

DOOR EDGINGS

Item 726 | E 4
 Material | Wood
 Size (L x W) | 19.5 x 16.5mm | 3m length



RWM374 | 402 pine

Item 730 | DK 5
 Material | Wood
 Size (L x W) | 22 x 9.5mm | 3m length



RWM290 | 402 pine
 RWM286 | 401 oak
 RWM282

Item 728 | E 10
 Material | Wood
 Size (L x W) | 17 x 7mm | 3m length



RWM346 | 401 oak


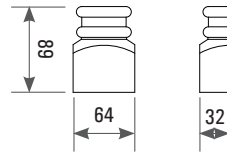
Item 729 | DK 3
 Material | Wood
 Size (L x W) | 19.5 x 9.5mm | 3m length



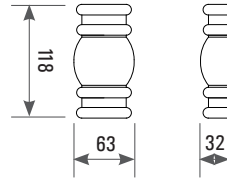
RWM270 | 402 pine
 RWM262 | 401 oak
 RWM266 | 403 meranti
 RWM258
 RWM276




Item 760 | 64mm Top Block
Material | Wood
Size (L x W) | 89 x 64mm | RWC995



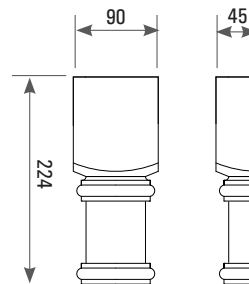
Item 759 | 63mm Connector Block
Material | Wood
Size (L x W) | 118 x 63mm | RWC997




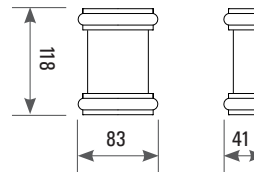
Item 761 | 64mm Bottom Block
Material | Wood
Size (L x W) | 218 x 64mm | RWC996




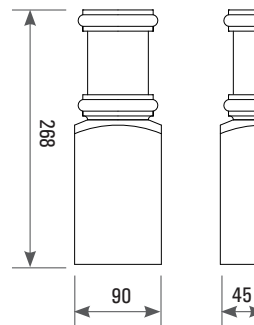
Item 760 | 90mm Top Block
Material | Wood
Size (L x W) | 224 x 90mm | RWC125



Item 759 | 83mm Connector Block
Material | Wood
Size (L x W) | 118 x 83mm | RWC124



Item 761 | 90mm Bottom Block
Material | Wood
Size (L x W) | 268 x 90mm | RWC126

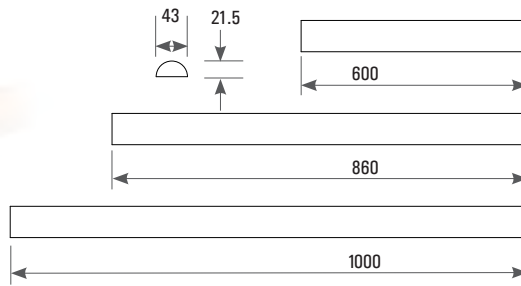




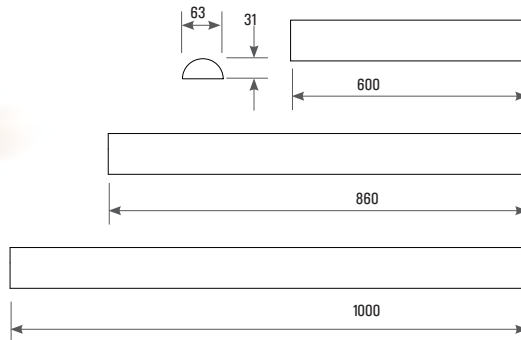
3 KITCHEN TURNINGS



Item 764 | Ø43mm Filler Rod
 Material | Wood
 Size | 600mm length | RWC482 | Item 764
 860mm length | RWC481 | Item 763
 1000mm length | RWC480 | Item 762

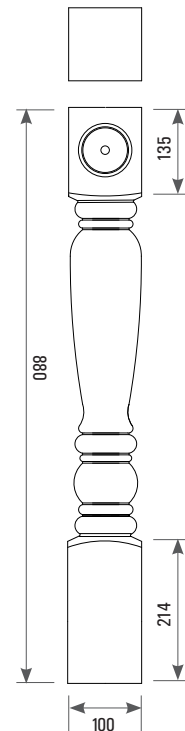


Item 763 | Ø63mm Filler Rod
 Material | Wood
 Size | 600mm length | RWC129 | Item 764
 860mm length | RWC128 | Item 763
 1000mm length | RWC127 | Item 762



Item 1100 | Kitchen Counter Leg No 1
 Material | Wood
 Size (L x W) | 880 x 100mm | RWC130

Item 1099 | Kitchen Counter Leg No 2
 Material | Wood
 Size (L x W) | 880 x 100mm | RWC998







4.1

LEGS | TABLE LEGS

Item 103	Ø60 x 710mm Round Legs		
Size	Ø60 x 710mm	Matt Chrome	RKL121
	Ø60 x 710mm	Brushed Nickel	RKL307
	Ø60 x 710mm	Chrome	RKL118
	Ø60 x 710mm	Black Nickel	RKL195
	Ø60 x 710mm	Grain Black	RKL117


Item 106	Ø80 x 710mm Round Legs		
Size	Ø80 x 710mm	Matt Chrome	RKL135
	Ø80 x 710mm	Chrome	RKL132
	Ø80 x 710mm	Grain Black	RKL134

Item 104	Ø60 x 870mm Round Legs		
Size	Ø60 x 870mm	Matt Chrome	RKL127
	Ø60 x 870mm	Brushed Satin	RKL310
	Ø60 x 870mm	Chrome	RKL126
	Ø60 x 870mm	Black Nickel	RKL125
	Ø60 x 870mm	Grain Black	RKL122

Item 107	Ø80 x 870mm Round Legs		
Size	Ø80 x 870mm	Matt Chrome	RKL128
	Ø80 x 870mm	Brushed Nickel	RKL309
	Ø80 x 870mm	Chrome	RKL130
	Ø80 x 870mm	Black Nickel	RKL197
	Ø80 x 870mm	Grain Black	RKL129

Item 105	Ø60 x 1100mm Round Legs		
Size	Ø60 x 1100mm	Matt Chrome	RKL227

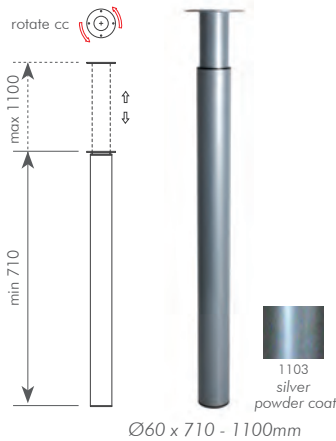
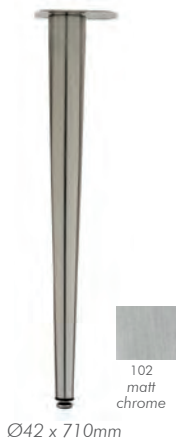
Item 108	Ø80 x 1100mm Round Legs		
Size	Ø80 x 1100mm	Matt Chrome	RKL115
	Ø80 x 1100mm	Brushed Nickel	RKL311



Item 109	Tapered Legs	
Size	Ø42 x 710mm	
Finish	Matt Chrome	RKL143

Item 655	Height Adjustable Leg	
Size	Ø60 x 710 - 1100mm	
Finish	Matt Chrome	RKL488
	Silver Powder Coat	RKL489

Item 653	Fold Down Leg	
Size	Ø50 x 710mm	
Finish	Matt Chrome	RKL486
	Silver Powder Coat	RKL487



Item 111	Aluminium Table Leg Adjuster for Granite Tops		
Material	Aluminium		
Size	Ø60mm Leg	RKL097	
	Ø80mm Leg	RKL098	
	Ø120mm Leg	RKL099	
• Replacement Adjusters - Ø60 = RKL201 Ø80 = RKL202			



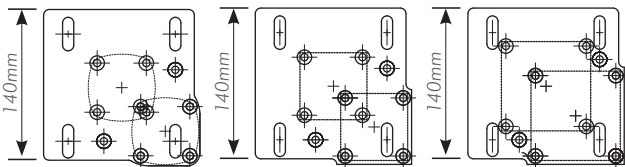

- For legs which are going to be fitted onto a granite top, the plastic leveler must be replaced with an Aluminium Table Leg Adjuster.
- A - Remove plastic adjuster from the leg.
- B - Insert the aluminium table leg adjuster.
- C - Screw out the leveling adjuster and screw back into the granite leg adjuster.
- D - For maximum strength do not adjust more than 25mm.



Item 1525	60 x 700mm Square Legs		
Size	60 x 700mm	Stainless Steel	RKL299
	60 x 700mm	Natural Anodised	RKL298
	60 x 870mm	Stainless Steel	RKL301
	60 x 870mm	Natural Anodised	RKL300
	60 x 870mm	Brushed Nickel	RKL518
	60 x 870mm	Chrome	RKL519

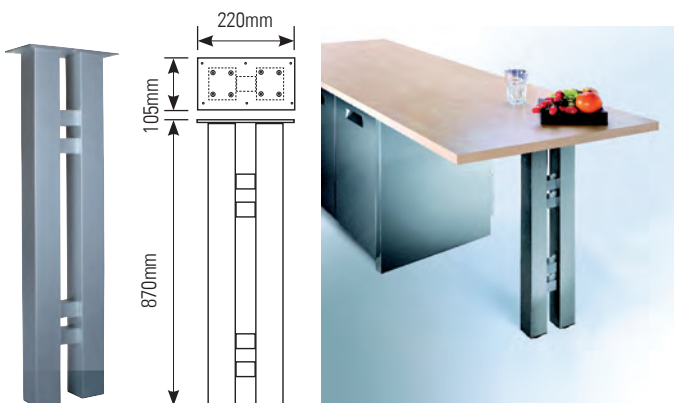
Item 1523	80 x 700mm Square Legs		
Size	80 x 700mm	Stainless Steel	RKL295
	80 x 700mm	Natural Anodised	RKL294
	80 x 870mm	Stainless Steel	RKL297
	80 x 870mm	Natural Anodised	RKL296

Item 1531	Leg Round Edges		
Size	60 x 700mm	Stainless Steel	RKL303



Universal Base Plates for SQUARE LEGS

Item 1532	Counter Leg		
Size	60 x 870mm	Natural Anodised	RKL304
	60 x 870mm	Stainless Steel	RKL305

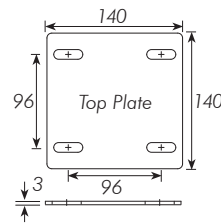



Item 1585	60 x 700mm Square Office Legs		
Size	60 x 700mm	Brushed Nickel	RKL338
	60 x 700mm	Silver Powder Coat	RKL337
	60 x 700mm	Grain Black	RKL336

Item 1528	Ø60 x 700mm Round Office Legs		
Size	Ø60 x 700mm	Brushed Nickel	RKL388
	Ø60 x 700mm	Silver Powder Coat	RKL389
	Ø60 x 700mm	Grain Black	RKL390
	Ø60 x 700mm	White	RKL391

Item 1527	Ø80 x 700mm Round Office Legs		
Size	Ø80 x 700mm	Brushed Nickel	RKL314
	Ø80 x 700mm	Silver Powder Coat	RKL312
	Ø80 x 700mm	Grain Black	RKL313

Item 1529	Ø50 x 700mm Tapered Office Legs		
Size	Ø50 x 700mm	Brushed Nickel	RKL317
	Ø50 x 700mm	Silver Powder Coat	RKL315
	Ø50 x 700mm	Grain Black	RKL316
	Ø50 x 700mm	White	RKL392



Item 1880	Bolt for Leg M6 x 15		
Size	M6 x 15mm	RIH1835	
	Bolt for Leg M8 x 15		
Size	M8 x 15mm	RIH1836	

Refer to page 125 for technical details.

ALL OFFICE LEGS are supplied with a fixed TOP plate.

Item 1586	Ø50 x 700mm Angled Tapered Legs		
Material	Aluminium		
Size	Ø50 x 700mm	Brushed Nickel	RKL341
	Ø50 x 700mm	Silver Powder Coat	RKL340
	Ø50 x 700mm	Grain Black	RKL339



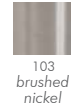

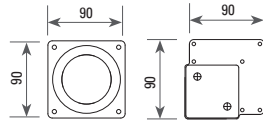


4.3

LEGS | COFFEE TABLE LEGS & COUCH FEET



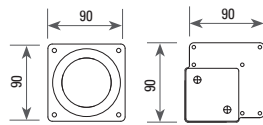
Item 1611 | 60mm Couch Feet (square)
 Size | 60 x 150mm | Brushed Nickel | RKL375
 | 60 x 150mm | Silver Powder Coat | RKL376
 | 60 x 150mm | Grain Black | RKL377

Item 1612 | 60mm Coffee Table Legs (square)
 Size | 60 x 380mm | Brushed Nickel | RKL378
 | 60 x 380mm | Silver Powder Coat | RKL379
 | 60 x 380mm | Grain Black | RKL380




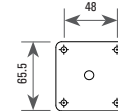

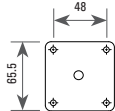
Item 1613 | Ø60mm Couch Feet (round)
 Size | Ø60 x 150mm | Brushed Nickel | RKL381
 | Ø60 x 150mm | Silver Powder Coat | RKL382
 | Ø60 x 150mm | Grain Black | RKL383

Item 1614 | Ø60mm Coffee Table Legs (round)
 Size | Ø60 x 380mm | Brushed Nickel | RKL384
 | Ø60 x 380mm | Silver Powder Coat | RKL385
 | Ø60 x 380mm | Grain Black | RKL386



Item 1632 | Ø50mm Adam Couch Feet With Top Plate
 Size | Ø50 x 50mm | Brushed Nickel | RKL484

Item 1629 | Ø50mm La Croix Couch Feet With M10 Thread
 Size | Ø50 x 50mm | Brushed Nickel | RKL485


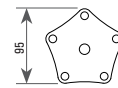

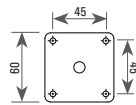


Item 1062 | 25 x 25mm Square Leg
 Size | 100mm | Brushed Nickel | RKL100
 | 150mm | Brushed Nickel | RKL101

• Weight capacity: 85kg

Item 1065 | Ø60mm Round Leg Adjustable
 Size | 100mm | Brushed Nickel | RKL211
 | 150mm | Brushed Nickel | RKL213

• Weight capacity: 100kg


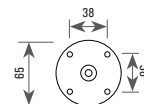

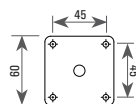


Item 1063 | Ø30/35mm Round Leg
 Size | Ø30/100mm | Brushed Nickel | RKL108
 | Ø30/150mm | Brushed Nickel | RKL109
 | Ø35/100mm | Brushed Nickel | RKL110
 | Ø35/150mm | Brushed Nickel | RKL111

• Weight capacity: 100kg

Item 1066 | Ø50mm Round Leg Adjustable
 Size | 100mm | Brushed Nickel | RKL105
 | 150mm | Brushed Nickel | RKL210

• Weight capacity: 85kg


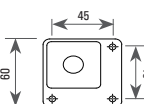

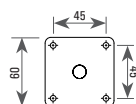


Item 1064 | Tapered Leg
 Size | 100mm | Brushed Nickel | RKL112
 | 150mm | Brushed Nickel | RKL113

• Weight capacity: 85kg

Item 1094 | 40 x 40mm Square Leg
 Size | 80mm | Brushed Nickel | RKL291
 | 150mm | Brushed Nickel | RKL292

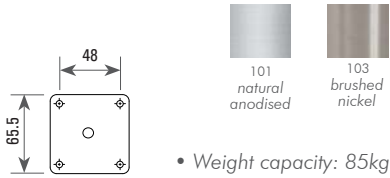
• Weight capacity: 85kg





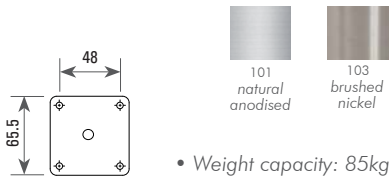
Round Leg Couch Feet

Item 473	Round Leg Concealed Base		
Size	75mm	RKL163	RKL318
	105mm	RKL161	RKL328
	145mm	RKL162	RKL319
Item 474	Round Leg Small Base		
Size	85mm	RKL157	RKL320
	115mm	RKL156	RKL332
	155mm	RKL155	RKL333
Item 475	Round Leg Large Base		
Size	85mm	RKL169	RKL329
	115mm	RKL168	RKL330
	155mm	RKL167	RKL331

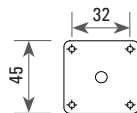



Square Leg Couch Feet

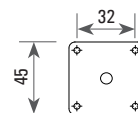

Item 476	Square Leg Concealed Base		
Size	75mm	RKL154	RKL321
	105mm	RKL152	RKL322
	145mm	RKL159	RKL323
Item 477	Square Leg Small Base		
Size	85mm	RKL153	RKL335
	115mm	RKL160	RKL326
	155mm	RKL158	RKL327
Item 478	Square Leg Large Base		
Size	85mm	RKL166	RKL324
	115mm	RKL165	RKL334
	155mm	RKL164	RKL325



Item 481, 482	Tapered Bottom Adjustable Leg		
Size	100mm	RKL150	RKL248
	150mm	RKL249	RKL151



Item 479, 480	Tapered Top Adjustable Leg		
Size	100mm	RKL148	RKL149
	150mm	RKL146	RKL147





4.3 LEGS | COUCH FEET

Item 1056 | Slope Leg
Material | Aluminium
Size | 135mm | RKL277
• Weight capacity: 150kg



Item 1570 | Vuzero Leg
Material | Aluminium
Size | 40mm | RKL372
• Weight capacity: 150kg



Item 1057 | Arch Leg
Material | Aluminium
Size | 150mm | RKL278
• Weight capacity: 150kg



Item 1578 | Angelo Leg
Material | Aluminium
Size | 170mm | RKL371
• Weight capacity: 150kg



Item 1061 | Nook Leg
Material | Aluminium
Size | 60mm | RKL282
• Weight capacity: 250kg



Item 1579 | Nave Leg
Material | Aluminium
Size | 100mm | RKL368
• Weight capacity: 150kg



Item 1059 | Cube Leg
Material | Aluminium
Size | 100mm | RKL280
• Weight capacity: 250kg



Item 1577 | Spigolo Leg
Material | Aluminium
Size | 130mm | RKL370
• Weight capacity: 150kg



Item 1058 | Triangle Leg
Material | Steel
Size | 150mm | Chrome | RKL279
• Weight capacity: 150kg



104
chrome




Item 1581 | Sesto Leg
Material | Steel
Size | 130mm | Chrome | RKL367
• Weight capacity: 150kg



104
chrome



Item 1060 | Tempo Leg
Material | Steel
Size | 50mm | Brushed Nickel | RKL281
• Weight capacity: 250kg

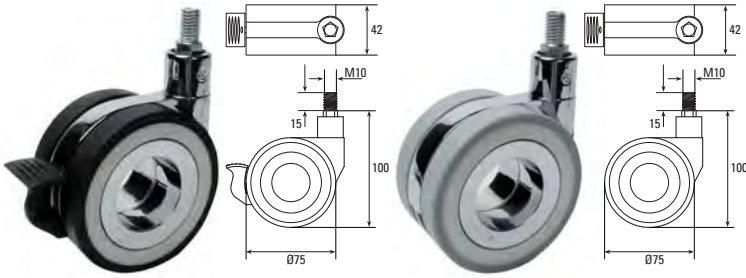


103
brushed
nickel





Item 1512,1514 | Koo Castors
 Size | Ø75mm | White ABS Core, Black PU Thread With Brake | RIH1322
 | Ø75mm | Grey & White ABS Core Without Brake | RIH1323
 • Weight capacity: 50kg • Use with M10 Bolt



Item 676 | Ø75mm Aluminium Castor
 Size | Ø75mm | With Brake | RIH821
 • Weight capacity: 60kg



Item 674 | Ø75mm Polyurethane Castor
 Size | Ø75mm | With Brake | RIH817
 | Ø75mm | Without Brake | RIH816
 • Weight capacity: 55kg



Item 673 | Ø50mm Polyurethane Castor
 Size | Ø50mm | With Brake | RIH823
 | Ø50mm | Without Brake | RIH822
 • Weight capacity: 40kg



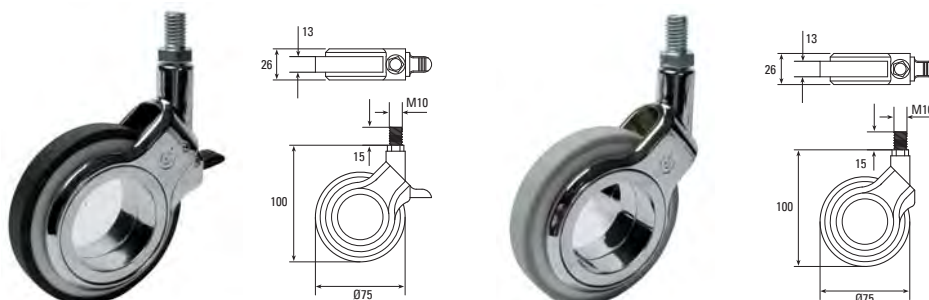
Item 1522 | Eva Castors
 Size | Ø75mm | Dark Grey ABS Core, Light Grey, PU Thread With Brake | RIH1321
 • Weight capacity: 50kg • Use with M10 Bolt



Item 1630,1631 | Erica Mini Castor
 Size | Ø50mm | Black with Flat Base, With Brake | RIH1430
 | Ø50mm | Black with Flat Base, Without Brake | RIH1431
 • Weight capacity: 45kg



Item 1513,1511 | Olym Castors
 Size | Ø75mm | White ABS Core, Black PU Thread With Brake | RIH1324
 | Ø75mm | Grey & White ABS Core Without Brake | RIH1325
 • Weight capacity: 50kg • Use with M10 Bolt





4.5

LEGS | ALUMINIUM FRAME COMPONENTS

A wide variety of applications which include: Aluminium Framed Island Units, Aluminium Framed Tables, Aluminium Framed Trolley's, Easy Drilling Jigs available for easy drilling and assembling, DIY Ready.

Item 1306 | 38mm & 40mm Aluminium Frame

Material | Aluminium

Size | 38 x 38mm | 6252B - 3m Lengths

38 x 38mm | 6252B - 3m Lengths

40 x 40mm | 6252C - 3m Lengths

40 x 40mm | 6252C - 3m Lengths

RIH1252

RIH1253

RIH1254

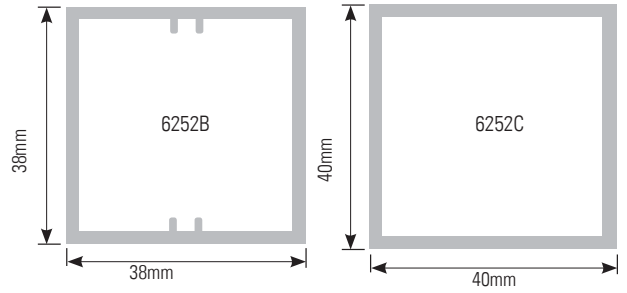
RIH1255



101 natural anodised



106 stainless steel



Item 1658 | Corner Fitting - Screws Included
Silver - Set of Four | RIH1526



Item 1659 | Wheel Fitting Grey
M10 Grey - Set of Four | RIH1527



Item 1660 | Corner End Cap
Set of Four | RIH1528



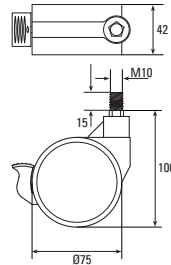
Item 1635 | Table Top Fastening Bracket
Set of Four | RIH1529



Item 1522 | Eva Castors

Size | Ø75mm | Dark Grey ABS Core, Light Grey, PU Thread With Brake | RIH1321

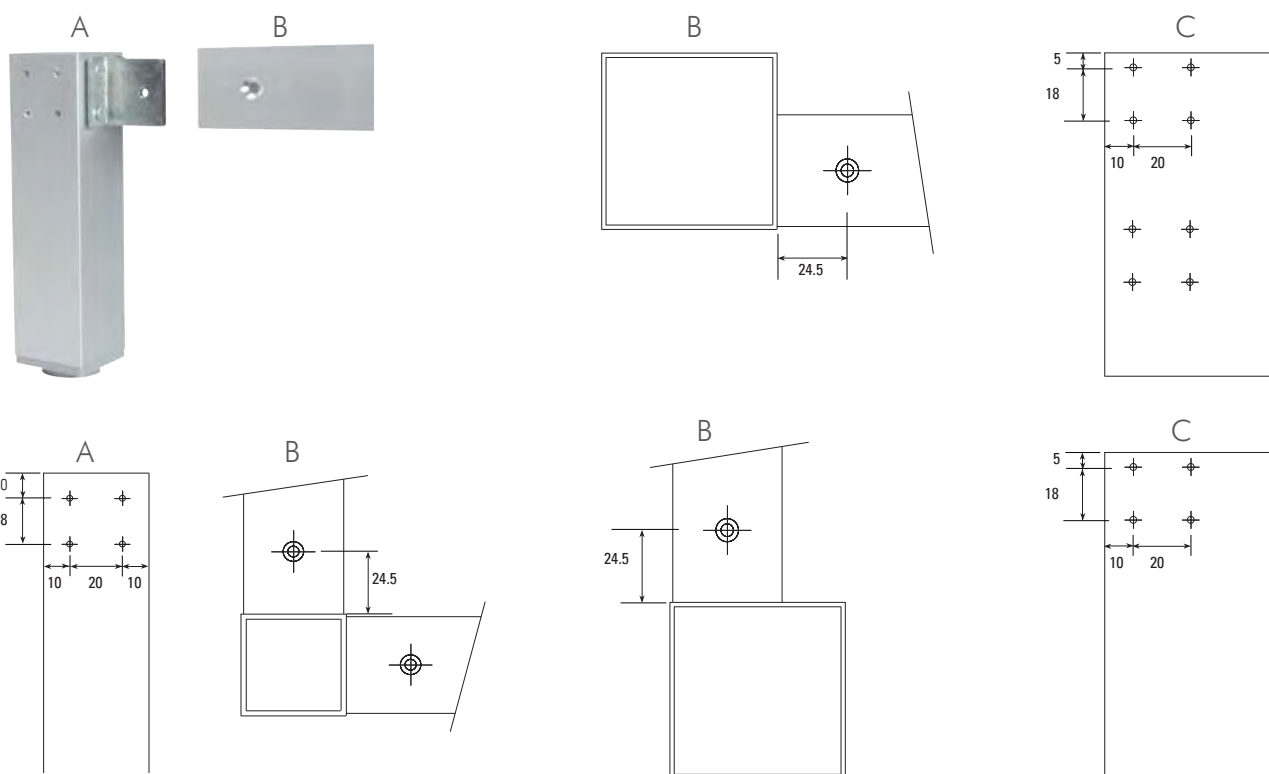
- Weight capacity: 50kg
- Use with M10 Bolt



Island Unit - Application Example



Item 1664 | Drilling Jigs
 Jig A | RIH1562
 Jig B | RIH1563
 Jig C | RIH1564



TROLLEYS



TABLES





5.1 CABINET ORGANISERS & ACCESSORIES

Item 1810 | Spice Pull-Out, **Soft Close**
 Material | Chromed Steel Frame with Aluminium Base
 Size | 150mm | RKW479

Item 931 | **Economical** Spice Pull-Out
 Material | Chromed Steel Frame with Chrome Base
 Size | 150mm | RKW100



- Fitting instructions on page 69
- Load capacity 25kg per basket



Item 1811 | Tray Basket 3 Layer, Soft Close
 Material | Chrome Steel Frame with Chrome or Wooden Base
 Size | 200mm | With Metal Base | RKW480
 | 300mm | With Metal Base | RKW481
 | 200mm | With Wooden Base | RKW482
 | 300mm | With Wooden Base | RKW456

Item 49 | Economical Tray Basket 2 Layer, Soft Close
 Material | Chrome Steel Frame with Chrome Base
 Size | 300mm | With Metal Base | RKW535



- Fitting instructions for both products on page 69
- Load capacity for both products 25kg per basket



5.1 CABINET ORGANISERS & ACCESSORIES

Item 1812 | 270° Lazy Susan Unit
 Material | Chromed Steel Frame with Chrome or Wooden Base
 Size | 900mm | With Metal Base | RKW483
 900mm | With Wooden Base | RKW458

Item 48 | Economical 270° Lazy Susan Unit
 Material | Plastic
 Size | 900mm | With Plastic Base | RKW536

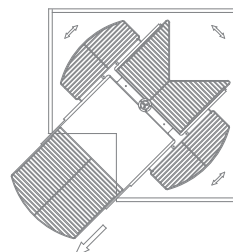
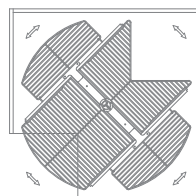
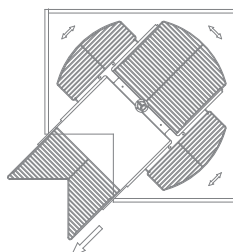
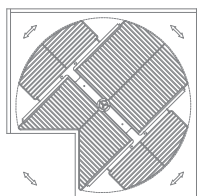
- Fitting instructions for both products on page 69
- Load capacity of both products 10kg per basket





Item 860 | 270° Magic Lazy Susan Unit
 Material | Powder Coated Steel Frame with Chrome Base
 Size Ø | 900mm | RKW330

- Fitting instructions on page 69
- Load capacity 10kg per basket
- Minimum internal height of cabinet - 650mm



5.1 CABINET ORGANISERS & ACCESSORIES




Item 838 | **Butterfly Pull-Out, Soft Close**
 Material | Powder Coated Steel Frame with Wooden Base
 Size | 800mm | Pull-Out Left | RKW370
 | 800mm | Pull-Out Right | RKW371

- Fitting instructions on page 69
- Load capacity 10kg per basket
- Minimum internal height of cabinet - 600mm




Item 1016 | **180° Revolving Baskets**
 Material | Chromed Steel Frame with Chrome or Wooden Base
 Size | 900mm | Metal Base | RKW512
 | 900mm | Wooden Base | RKW513

- Fitting instructions on page 70
- Load capacity 10kg per basket



chrome

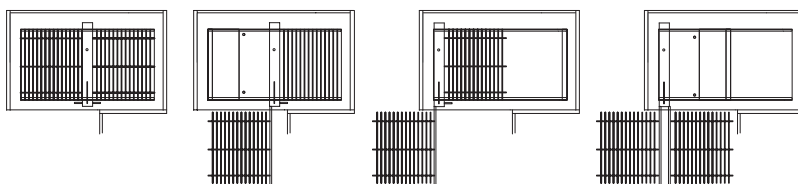
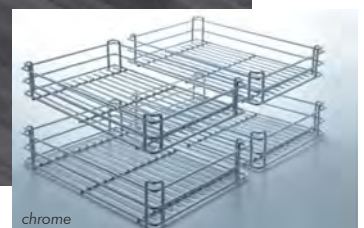


wooden



Item 1813 | Magic Corner Universal, Left or Right
 Material | Powder Coated Steel Frame with Chrome or Wooden Base
 Size | 660 x 515 x 600mm | With Metal Base | RKW484
 660 x 515 x 600mm | With Wooden Base | RKW461

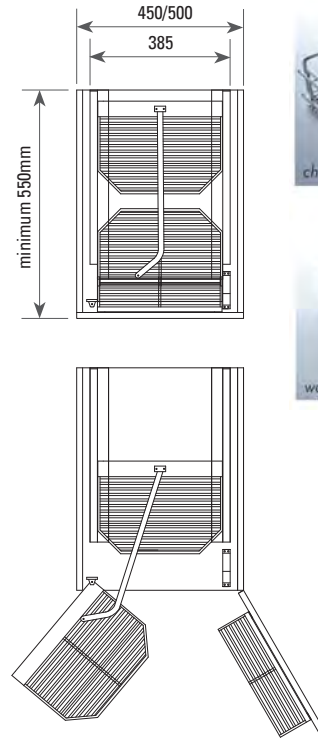
- Fitting instructions on page 70
- Load capacity 6kg per basket
- Minimum internal height of cabinet - 650mm



5.1 CABINET ORGANISERS & ACCESSORIES

Item 1015 | Chef's Pantry Half, **Universal, Left or Right**
 Material | Powder Coated Steel Frame with Chrome or Wooden Base
 Size | 450mm | Half, Metal Base | RKW460
 450mm | Half, Wooden Base | RKW462

- Fitting instructions on page 70
- Height 1959 - 2959mm
- Load capacity 4kg big basket and 2kg small basket

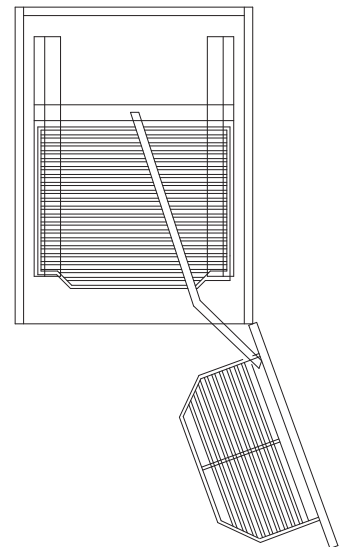
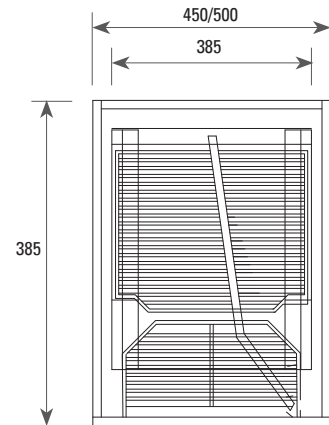


Two Half Chef's Pantries together to make a complete unit.



Item 1814 | 110° Tandem Pantry Unit, **Universal**, Left or Right
 Material | Powder Coated Steel Frame with Chrome or Wooden Base
 Size | 450/500mm | With Metal Base | RKW485
 450/500mm | With Wooden Base | RKW457

- Fitting instructions on page 70
- Height 1959 - 2359mm
- Load capacity 4kg big basket and 2kg small basket





5.1

CABINET ORGANISERS & ACCESSORIES

Item 1815	High Pantry Pull-Out, Soft Close		
Material	Powder Coated Steel Frame with Chrome or Wooden Base		
Size	300mm	6 Layer Pull-Out With Metal Base	RKW455
	400mm	6 Layer Pull-Out With Metal Base	RKW486
	300mm	6 Layer Pull-Out With Wooden Base	RKW487
	400mm	6 Layer Pull-Out With Wooden Base	RKW454

- Fitting instructions on page 70
- Height 1959 - 2359mm | • Load capacity 10kg per basket



chrome



wooden



Item 825 | Seven Layer Spice Basket
Material | Powder Coated Steel Frame with Chrome Base
Size | 400mm | RKW331

- Fitting instructions on page 71
- Load capacity 6kg per basket
- Minimum internal height of cabinet - mm



Item 863 | Cupboard Pull-Out Organiser, Universal, Left or Right
Material | Chromed Steel Frame with Chrome Base
Size | 300mm | RKW152

- Fitting instructions on page 71
- Load capacity 6kg per basket
- Minimum internal height of cabinet - 640mm



Item 45 | 4 Layer Spice Rack
Material | Powder Coated Steel Frame with Chrome Base
Size | 400mm | RKW537




5.1 CABINET ORGANISERS & ACCESSORIES



Item 923	Internal Pull-Out, Soft Close	
Material	Chromed Steel Frame with Chrome Base	
Size	450mm	RKW106
	500mm	RKW107
	600mm	RKW108
	900mm	RKW109

- Fitting instructions on page 71
- Load capacity 10kg per tray
- Minimum internal height of cabinet - 180mm



chrome

- VEGGIE BASKETS ARE SOLD WITH OR WITHOUT RUNNERS

Item 112	Vegi Basket		Without Runner	With Runner
Material	Powder Coated Steel			
Size	300mm	White 110mm height	RKW321	RKW501
	400mm	Silver 110mm height	RKW124	RKW490
400mm	White 110mm height	RKW123	RKW489	
	450mm	Silver 110mm height	RKW126	RKW492
450mm	White 110mm height	RKW125	RKW491	
	450mm	Silver 200mm height	RKW127	RKW493
450mm	White 200mm height	RKW324	RKW494	
	500mm	Silver 110mm height	RKW129	RKW496
500mm	White 110mm height	RKW128	RKW495	

- Load capacity 6kg per tray
- Fitting instructions on page 73

Item 112	White Vegi Spacer
Material	Plastic
Size	25mm RKW133



Vegi Basket Runners

Item 1006	Silver Runner	RIH587
Item 1006	 Clover White Runner	RIH568
Item 1005	 UTA White Runner	RIH578
Material	Powder Coated Steel	
Size	500mm	

- Refer to page 109 for Runners specifications





Item 1129	Stainless Steel Baskets		
Material	Stainless Steel		
Size	450mm	Square Basket	RKW518
	450mm	Rounded Basket	RKW519

NB! Only the Stainless Steel Basket is supplied.

- The wooden Top Frame and Base is to be manufactured and fitted by the customer to match the colour of your cupboard.
- Fitting instructions on page 72



Item 964	Synthetic Wicker Baskets		
Material	Wicker		
Size	450mm	Synthetic Oak	RKW470
	450mm	Synthetic Maple	RKW471
	450mm	Synthetic Dark Burgundy	RKW473
	450mm	Synthetic White	RKW516
	500mm	Synthetic Oak	RKW474
	500mm	Synthetic Maple	RKW475
	500mm	Synthetic Dark Burgundy	RKW477
	500mm	Synthetic White	RKW517

- **New and improved Wicker Baskets manufactured from synthetic material**
- More resistant to wear
- Easy to clean
- Compliant with hygienic norms
- Fitting instructions on page 72
- Load capacity 10kg per basket
- Use with runners on page 109



Oak



Maple

Dark
Burgundy

White



5.1 CABINET ORGANISERS & ACCESSORIES

Item 965 | Wine Racks
 Material | Chromed Steel
 Size | 400mm | RKW337
 600mm | RKW338

• Fitting instructions on page 72

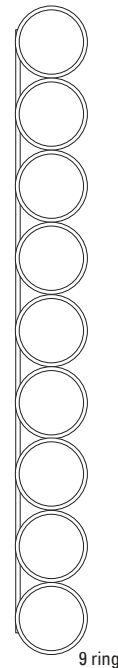
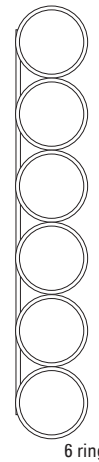
Item 1117 | Ring Wine Racks
 Material | Chromed Steel
 Size | 660 x 195 x 110mm | 6 Ring Wine Rack | RKW432
 960 x 195 x 110mm | 9 Ring Wine Rack | RKW450

• Fitting instructions on page 72
 • Minimum internal height of cabinet - 668/968mm



Item 885 | Glass Rack
 Material | Chromed Steel
 Size | 340 x 115 x 63mm | Glass Rack - 1 Column | RKW407
 340 x 215 x 63mm | Glass Rack - 2 Column | RKW408
 340 x 435 x 63mm | Glass Rack - 4 Column | RKW311

• Fitting instructions on page 72





Item 907 | Kitchen Pull-Down Shelf
 Material | Powder Coated Steel Frame with Chrome Base
 Size | 600mm | RKW377

- Fitting instructions on page 73
- Load capacity 6kg per basket
- Minimum internal height of cabinet - 600mm



Item 878 | Draining Dish Rack
 Material | Stainless Steel
 Size | 600mm | Stainless Steel Draining Dish Rack | RKW158
 900mm | Stainless Steel Draining Dish Rack | RKW159

- Fitting instructions on page 73
- Load capacity 5kg per rack



Item 909 | Laundry Basket
 Material | Chromed Steel
 Size | 385 x 310 x 500mm | RKW134

- Fitting instructions on page 73
- Load capacity 10kg per basket
- Minimum internal height of cabinet - 600mm



Item 914 | Ironing Board
 Material | Wooden Base
 Size | 450mm | Ironing Board | RKW327
 | Ironing Board Cover | RKW424

- Fitting instructions on page 73
- Minimum internal height of cabinet - 650mm





5.1 CABINET ORGANISERS & ACCESSORIES

Item 936		Shoe Rack	
Material		Chromed Steel	
Size		600mm	Shoe Rack No Runners RKW190
		900mm	Shoe Rack No Runners RKW191
Available on Request		Bottom Mounted Runner	RKW192
		Side Mounted Runner	RKW193

• Fitting instructions on page 73




Item 911		Wardrobe Lift
Material		Plastic & Aluminium
Size		830/1150mm RKW343

• Fitting instructions on page 73
 • Maximum loading capacity is 12kg



Item 1419		Tie Rail
Material		Chromed Steel
Size		305mm RIH1295

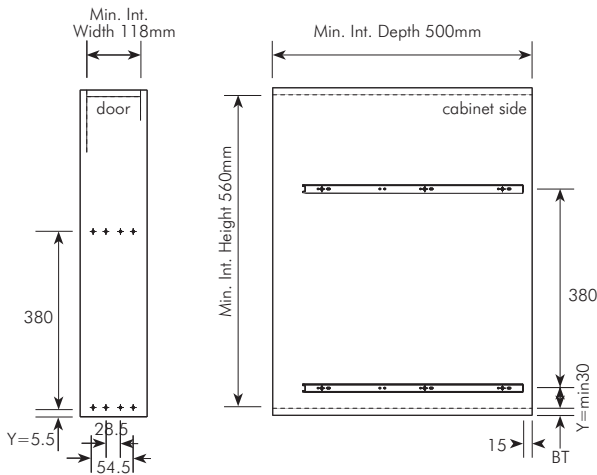


Item 1446		Broom Holder
Material		Metal RIH1296

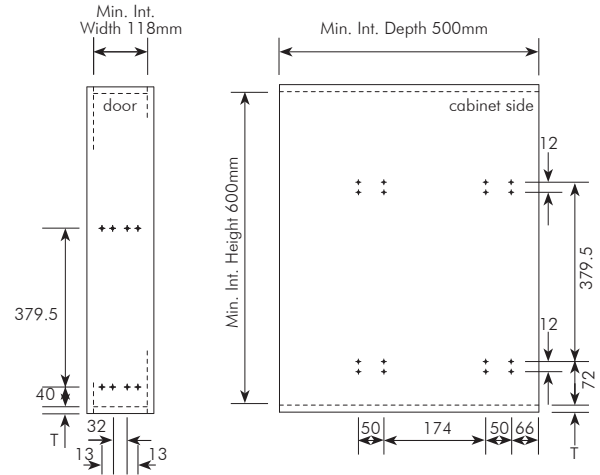




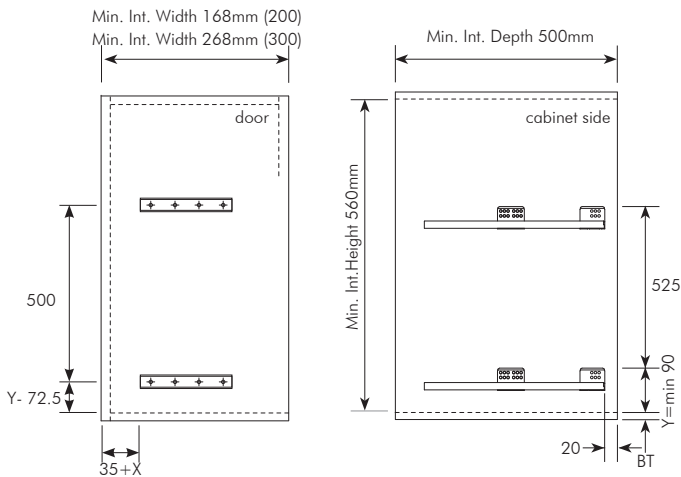
Item 1810 | Spice Pull-Out, **Soft Close**



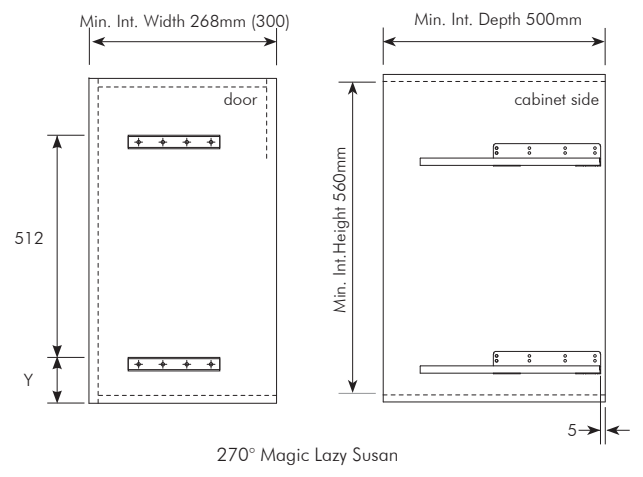
Item 931 | **Economical** Spice Pull-Out



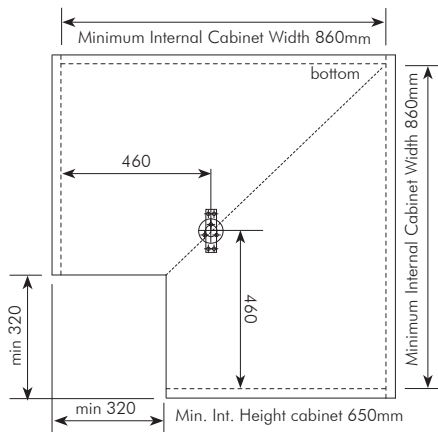
Item 1811 | Tray Basket 3 Layer, **Soft Close** (200 & 300mm)



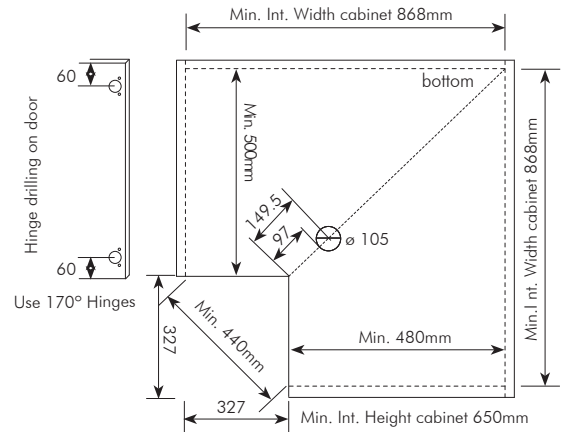
Item 49 | **Economical** Tray Basket 2 Layer, **Soft Close**



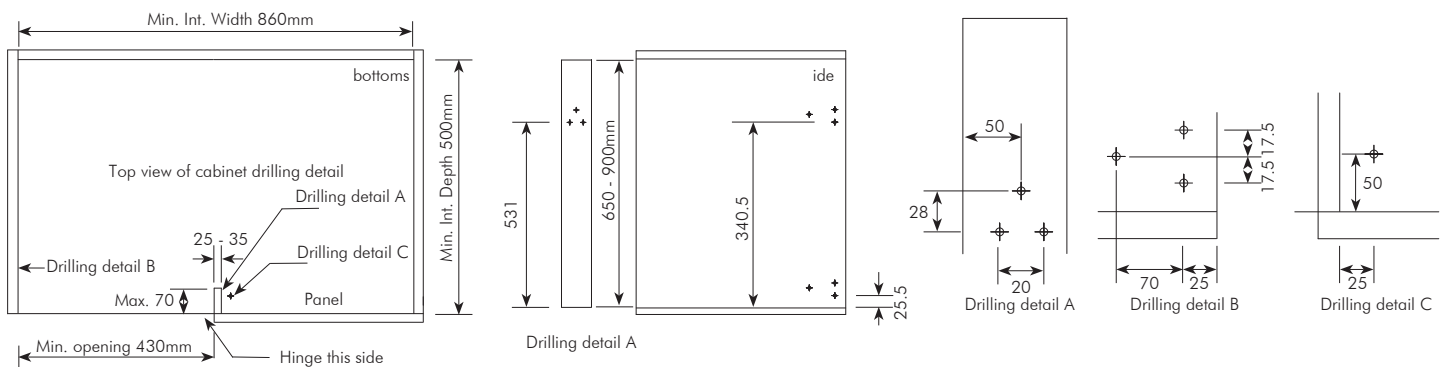
Item 48 | **Economical** 270° Lazy Susan



Item 860 | 270° Magic Lazy Susan



Item 838 | Butterfly Pull-Out, **Soft Close**



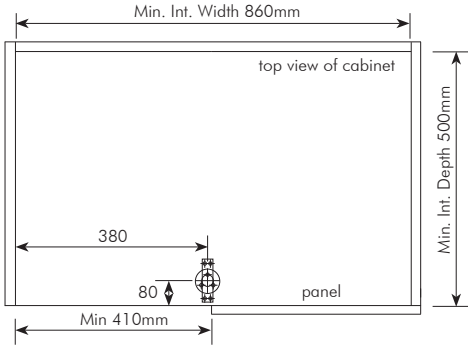
Information and data supplied is based on information believed to be reliable. However, it is not binding and inaccuracies may occur. We reserve the right to change specifications and design without notice.



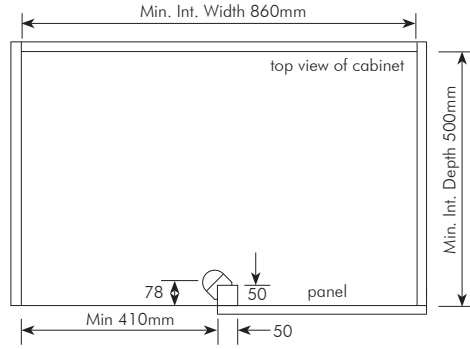
5.1

CABINET ORGANISERS FITTING INSTRUCTIONS

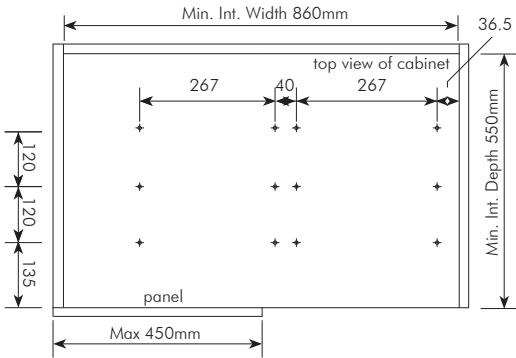
Item 1016 | 180° Revolving Basket (metal basket)



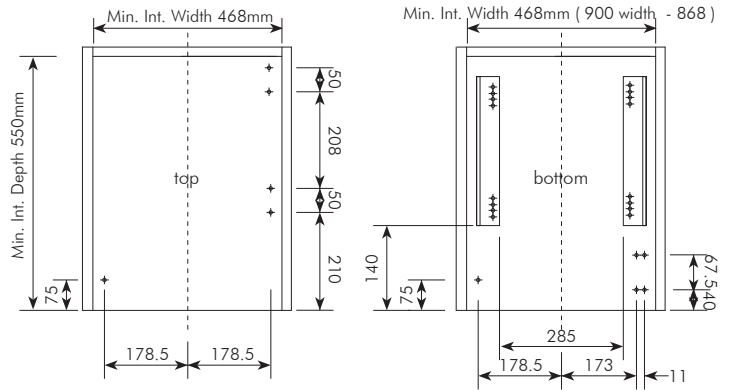
Item 1016 | 180° Revolving Basket (wooden base)



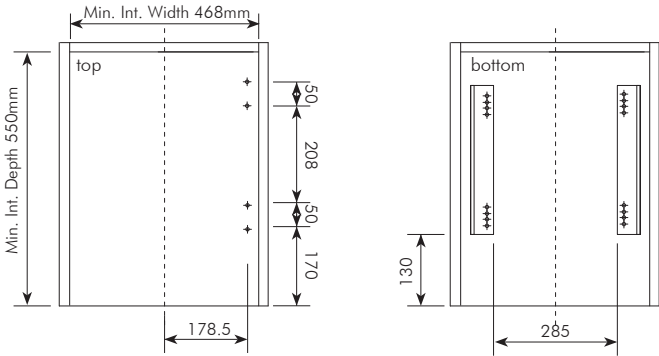
Item 1813 | Magic Corner, **Universal** Left or Right (mirror left open)



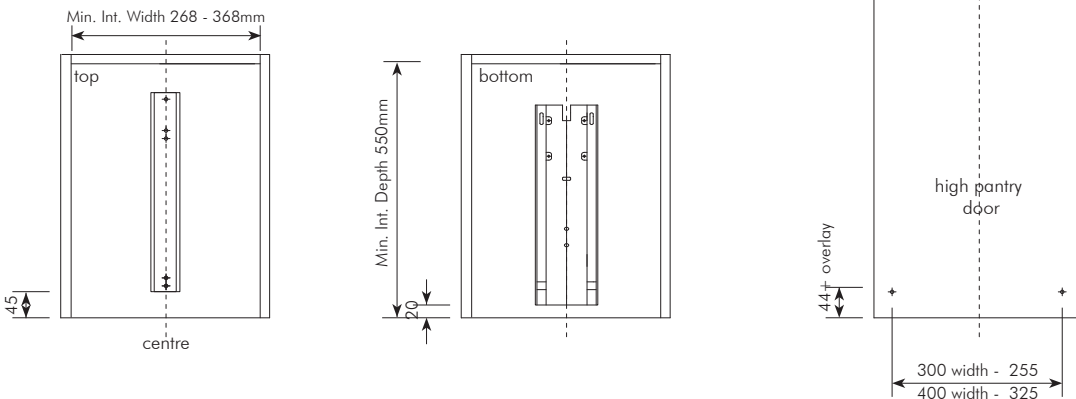
Item 1015 | Chef's Pantry Half, **Universal**, Left or Right (left hand, mirror right)



Item 1814 | 110° Tandem Pantry Unit, **Universal**, Left or Right (right hand, mirror left)

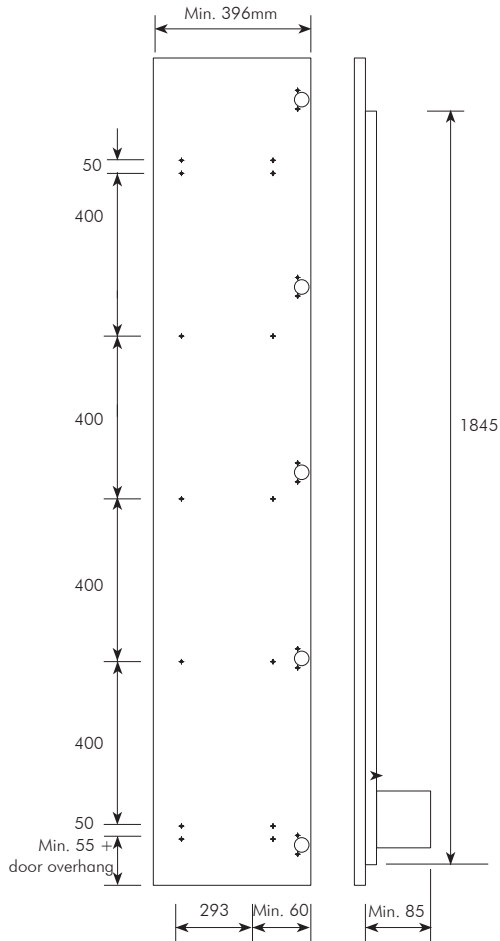


Item 1815 | High Pantry Pull-Out, **Soft Close** (300 & 400mm width)

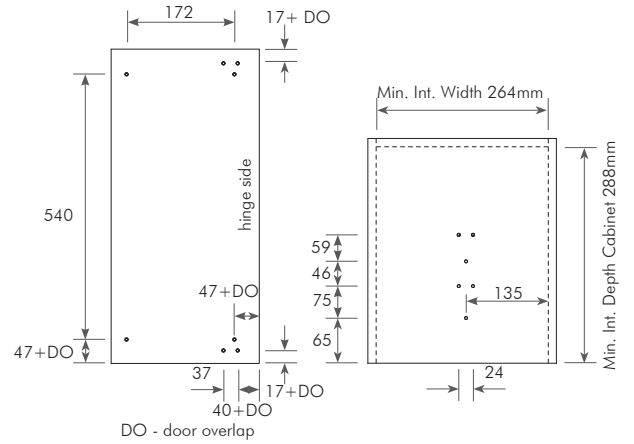




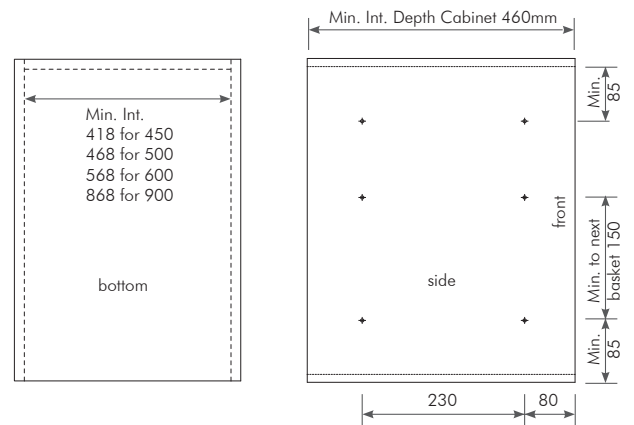
Item 825 | Seven Layer Spice Basket



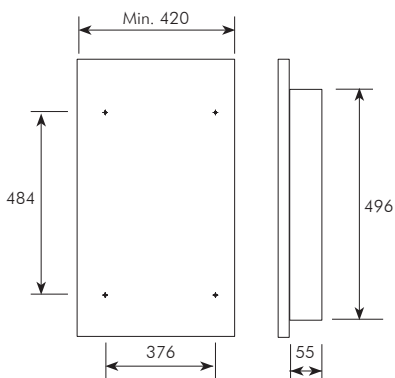
Item 863 | Cupboard Pull-Out Organiser, **Universal Left or Right**



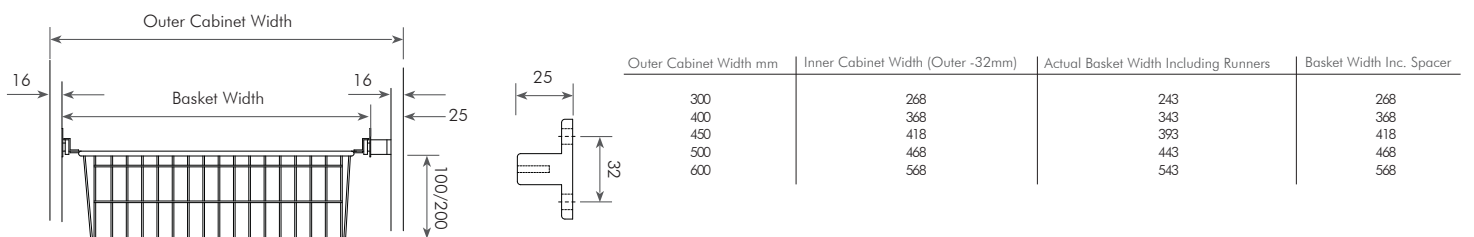
Item 923 | Internal Pull-Out, **Soft Close**



Item 45 | Four Layer Spice Rack



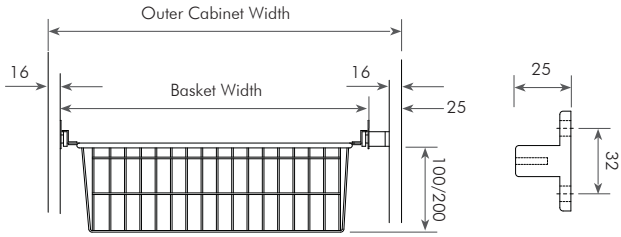
Item 112 | Vegi Basket





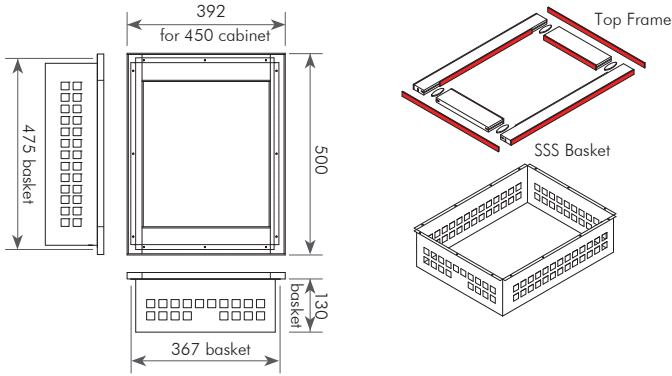
5.1 CABINET ORGANISERS & ACCESSORIES

Item 1129 | Stainless Steel Baskets

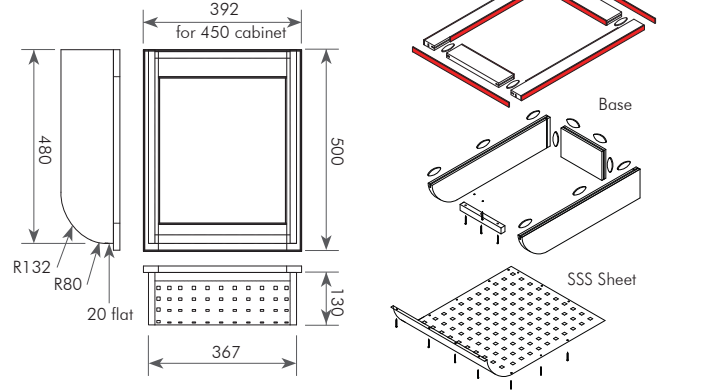


Outer Cabinet Width mm	Inner Cabinet Width (Outer -32mm)	Actual Basket Width Including Runners	Basket Width Inc. Spacer
300	268	243	268
400	368	343	368
450	418	393	418
500	468	443	468
600	568	543	568

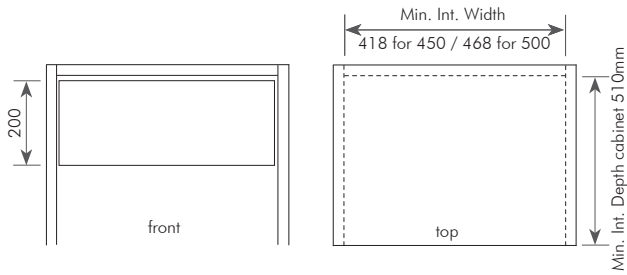
Item 1129 | Square Basket



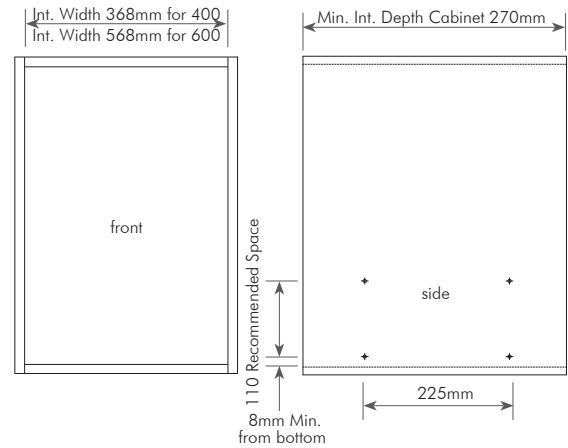
Round Basket



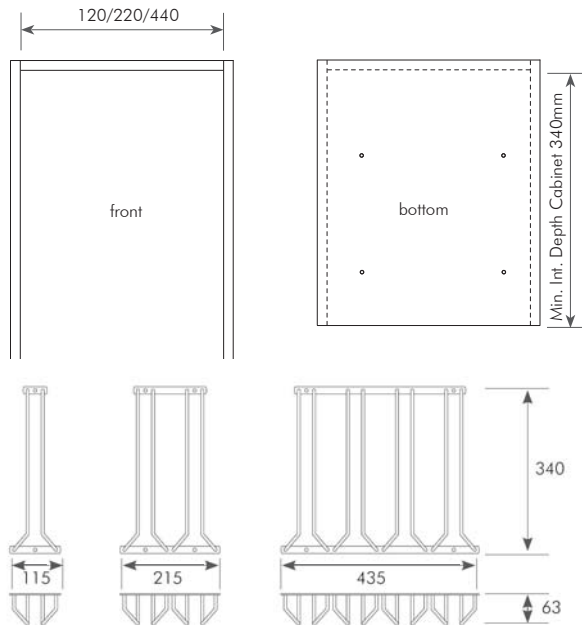
Item 964 | Synthetic Wicker Baskets



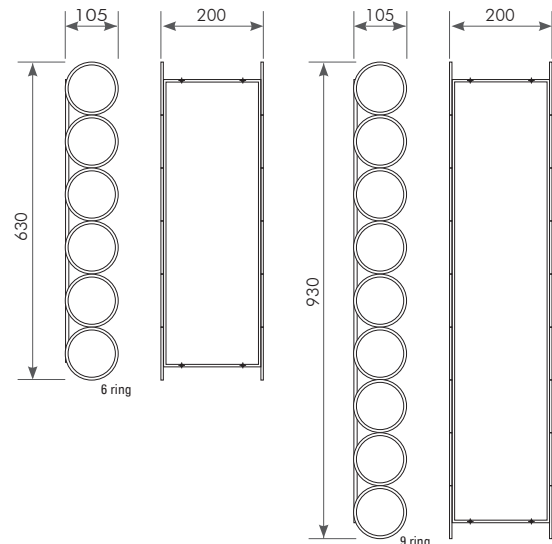
Item 965 | Wine Rack



Item 885 | Glass Rack

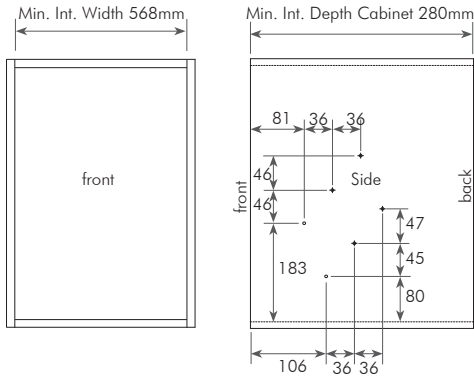


Item 1117 | Ring Wine Racks

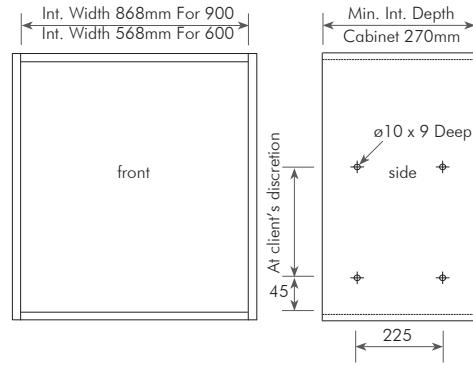




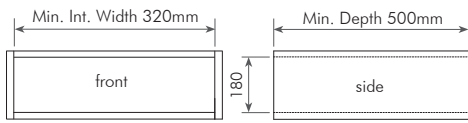
Item 907 | Kitchen Pull Down Shelf



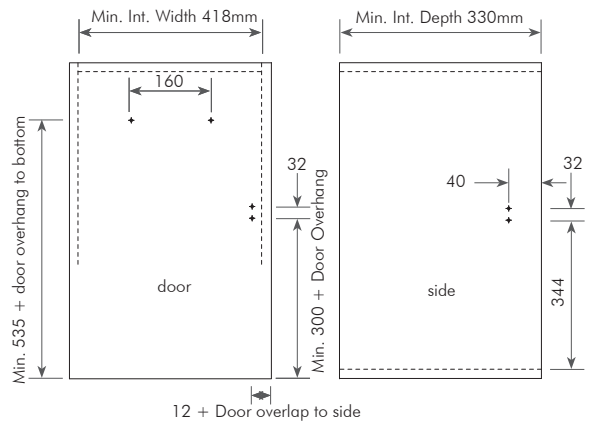
Item 878 | Draining Dish Rack



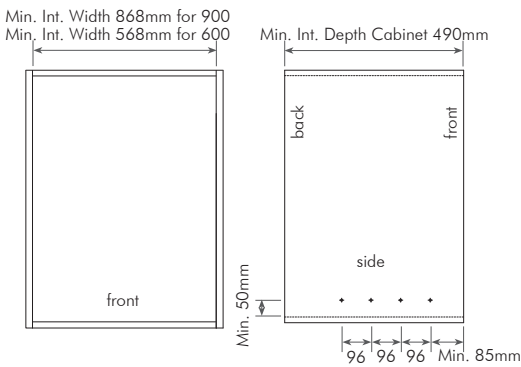
Item 914 | Ironing Board



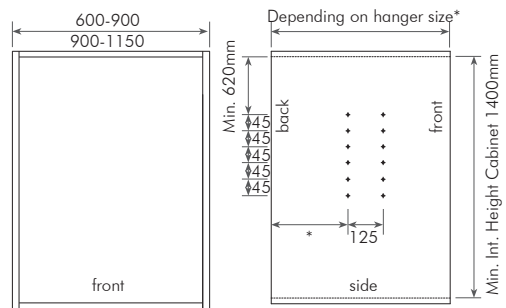
Item 909 | Laundry Basket



Item 936 | Shoe Rack



Item 911 | Wardrobe Lift



5.2 DRAWER ORGANISERS & BINS



Item 669	Cutlery Tray		
Material	Plastic		
Size	900mm	Tray Grey	RIH1090
	900mm	Tray White	RIH1094
600mm	Tray Grey	RIH1089	
	Tray White	RIH1093	
500mm	Tray Grey	RIH1088	
	Tray White	RIH1092	
450mm	Tray Grey	RIH1087	
	Tray White	RIH1091	
142mm	Divider Grey	RIH1096	
	Divider White	RIH1098	
95mm	Divider Grey	RIH1095	
	Divider White	RIH1097	
• Depth all 450mm			



900mm (see max & min)



600mm (see max & min)



500mm (see max & min)



450mm (see max & min)

Cutlery Tray Dividers



Each tray is supplied with two small dividers (95mm) and one large divider (143mm). Extra dividers available on order.

TRAY MAXIMUM & MINIMUM CUTTING SIZES FOR CUSTOM FITTING

Drawer Width	Maximum Size (depth x width)	Minimum Size (depth x width)
900mm	480 x 830mm	410 x 755mm
600mm	480 x 530mm	410 x 455mm
500mm	480 x 430mm	410 x 355mm
450mm	480 x 380mm	410 x 315mm

Item 765	Spice Tray		
Material	Plastic		
Size	500mm	Tray White	RIH951
	600mm	Tray White	RIH953
	450mm	Tray White	RIH949



Item 38	Plate Tray - only available in WHITE		
Material	Plastic		
Size	900mm	Tray White	RIH1659
	600mm	Tray White	RIH1660





Item 834 | Counter Top Bin
 Material | Stainless Steel
 Size | Ø240mm (the hole size) | RKW282

- With Stainless Steel Bucket

Item 834 | Counter Top Bin
 Material | Stainless Steel / Plastic
 Size | Ø240mm (the hole size) | RKW283

- With Plastic Bucket



Item 44 | 5 Litre Bench Bin
 Material | Plastic
 Size | 5 Ltr | Cupboard Bin Without Drawer Runner, Light Grey | RKW532

- Bin gets hung on a cabinet door or used on a counter top
- Easy to clean



5.2 DRAWER ORGANISERS & BINS

Item 831 | 8 Litre Bin
 Material | Steel & Plastic
 Size | 8 Ltr | White Bin | RKW286

- Fitting template supplied with Bin
- Minimum Internal Width - 355mm • Minimum Internal Height - 335mm



Item 827+828 | 14 & 15 Litre Bins
 Material | Steel & Plastic
 Size | 14 Ltr | Stainless Steel Grey Bin | RKW288

- Fitting template supplied with Bin
- RKW288 - Minimum Internal Width - 450mm/Minimum Internal Height - 365mm



Item 829 | 30 Litre Bin
 Material | Stainless Steel
 Size | 30 Ltr | White Bin | RKW369

- Fitting template supplied with Bin
- Minimum Internal Width - 418mm • Minimum Internal Height - 495mm



Item 830 | 45 Litre Addis Bin
 Material | Plastic
 Size | 45 Ltr | Addis Bin Base | RKW447
 | Addis Bin Top | RKW448
 | Addis Bin Bracket | RKW290

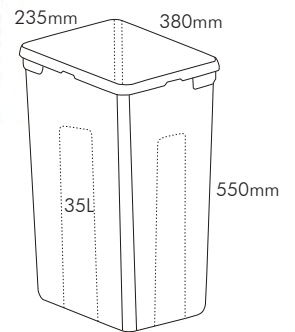
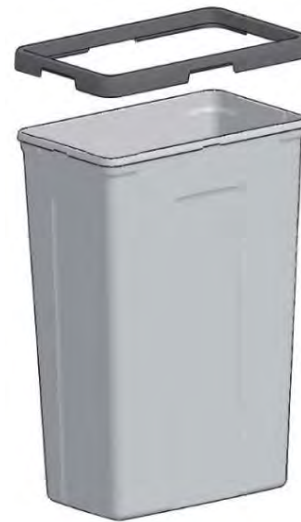
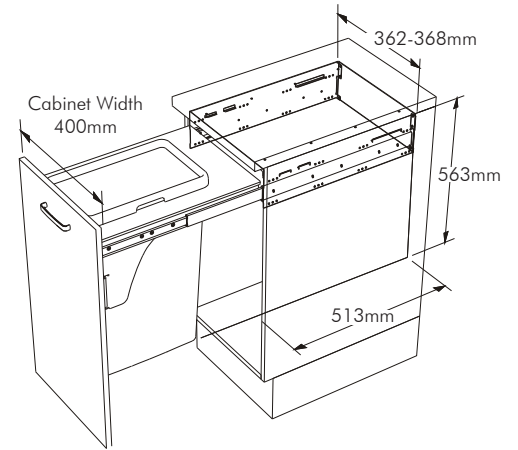
- Minimum Internal Width - 390mm/Maximum Internal Height - 630mm





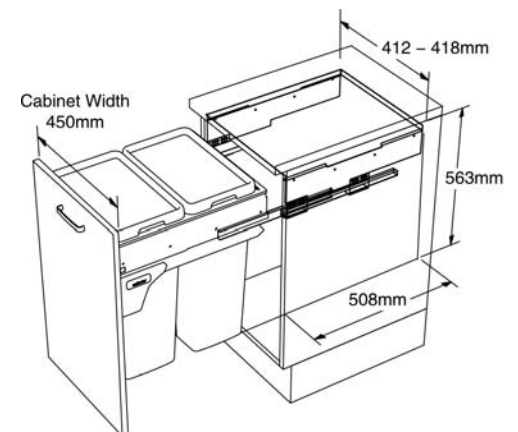
Item 1702 | 35 Litre x 1 Cupboard Bin
 Material | Plastic
 Size | 35 Ltr | 35 Ltr Cupboard Bin With **Ball Bearing Slides**, Grey | RKW526
 | 35 Ltr | 35 Ltr Cupboard Bin With **Soft Close Slides**, Grey | RKW533

- Cabinet width 400mm
- Internal cabinet size: 368 (width) x 513 (depth) x 563mm (height)



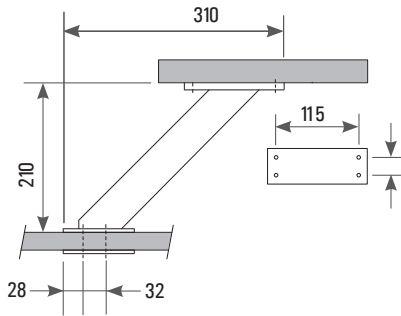
Item 47 | 35 Litre x 2 Cupboard Bin
 Material | Plastic
 Size | 35 Ltr | 2 x 35 Ltr Cupboard Bin With **Soft Close Slides**, Grey | RKW534

- Cabinet width 450mm
- Internal cabinet size: 418 (width) x 513 (depth) x 563mm (height)




6 BAR CONSOLS | ALUMINIUM

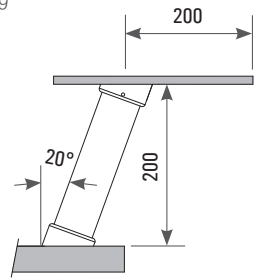
Item 815 | Square Aluminium Bar Consols
 Material | Aluminium
 Size | 201mm | **Top Mounted** | RKW379



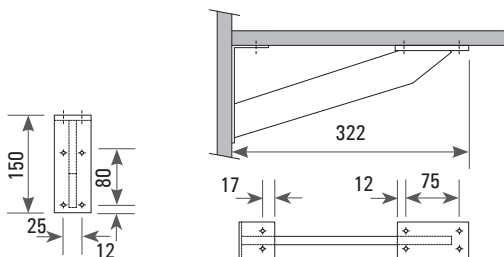
Item 816 | Diagonal Bar Consols
 Material | Aluminium
 Size | Ø50 x 200mm | RKW295 | RKW296




• Space between Consols should not exceed 600mm to carry weight of 15kg



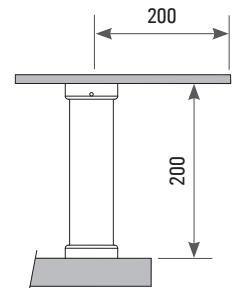
Item 826 | Square Aluminium Bar Consols
 Material | Aluminium
 Size | 322mm | **Side Mounted** | RKW380



Item 814 | Straight Bar Consols
 Material | Aluminium
 Size | Ø50 x 200mm | RKW293 | RKW294



• Space between Consols should not exceed 600mm to carry weight of 15kg





BAR CONSOLS | UNIVERSAL & COUCH FEET


Item 1784 | 40 x 40mm Square Aluminium Consol

Material	Aluminium	
Size	35mm	RKL400 RKL401
	80mm	RKL398 RKL399
	100mm	RKL396 RKL397
	150mm	RKL394 RKL395




Item 1786 | Ø40mm Round Aluminium Consol

Material	Aluminium	
Size	35mm	RKL416 RKL417
	80mm	RKL414 RKL415
	100mm	RKL412 RKL413
	150mm	RKL410 RKL411



Item 1785 | 25 x 25mm Square Aluminium Consol

Material	Aluminium	
Size	25mm	RKL408 RKL409
	60mm	RKL406 RKL407
	95mm	RKL404 RKL405
	135mm	RKL402 RKL403




Item 1787 | Ø24.5mm Round Aluminium Consol

Material	Aluminium	
Size	25mm	RKL424 RKL425
	60mm	RKL422 RKL423
	95mm	RKL420 RKL421
	135mm	RKL418 RKL419



Item 1792 | Square End Cap

Material	Aluminium	
Size	40 x 12mm	RKL432 RKL433




Item 1788 | Round End Cap

Material	Aluminium	
Size	Ø40 x 12mm	RKL426 RKL427




Item 1793 | Square Fusing Disc

Material	Aluminium	
Size	40 x 12mm	RKL434 RKL433



Item 1789 | Round Fusing Disc

Material	Aluminium	
Size	Ø40 x 12mm	RKL428 RKL427



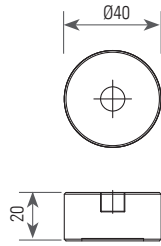
• Brushed Nickel End Cap also used as a Fusing Disc

• Brushed Nickel End Cap also used as a Fusing Disc

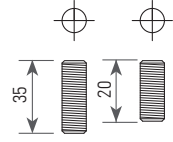
Various combinations are possible to create various applications, when selecting the console components. Aluminium available in Natural Anodised and Brushed Nickel. NB! All components are sold separately - you choose and create!

6 BAR CONSOLS | UNIVERSAL & COUCH FEET

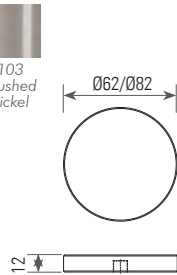
Item 1798 | Round Base Foot
 Material | Aluminium
 Size | Ø40 x 20mm | RKL440 | RKL441



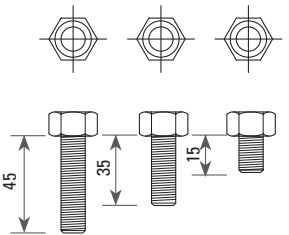
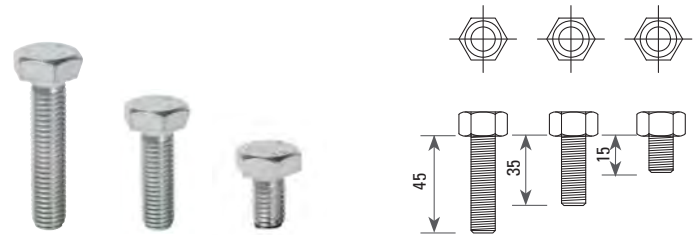
Item 1836 | M10 Ready Bolts
 Material | Steel
 Size | 35mm Ready Bolt for End Caps & Base Foot | RKL443
 20mm Ready Bolt for Fusing Discs | RKL444



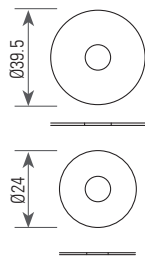
Item 1837 | Round Fusing Discs for Legs
 Material | Aluminium
 Size | For Ø60mm Legs | Ø62 x 12mm | RKL448 | RKL449
 For Ø80mm Legs | Ø82 x 12mm | RKL450 | RKL451




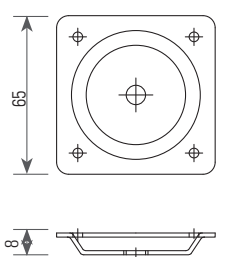
Item 1835 | M10 Bolts
 Material | Steel
 Size | 15mm Bolt for Fastening the Top Plate | RKL447
 35mm Bolt & Washer for 16 - 22mm Tops | RKL446
 45mm Bolt & Washer for 32mm Tops | RKL445




Item 1797 | Rubber Cushion Disc for Glass
 Material | Rubber
 Size | Ø39.5 x 1mm | RKL438
 Ø24 x 1mm | RKL439



Item 1799 | Top Plate
 Material | Steel
 Size | 65 x 65mm | RKL442




APPLICATION 1




APPLICATION 2



APPLICATION 5



APPLICATION 3



APPLICATION 4



APPLICATION 6



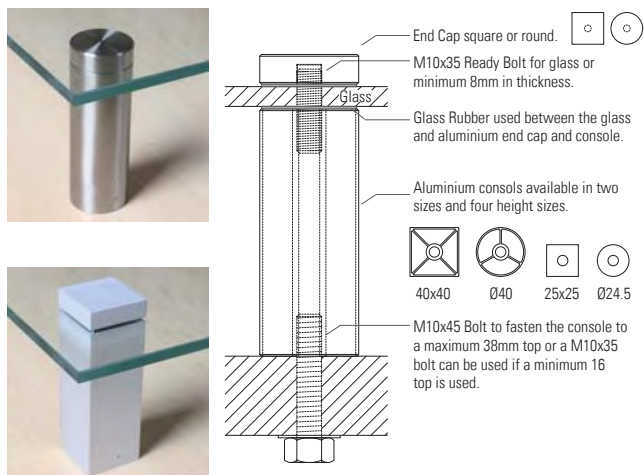
• Application instructions on page 81

Various combinations are possible to create various applications, when selecting the consol components. Aluminium available in Natural Anodised and Brushed Nickel. NB! All components are sold separately - you choose and create!



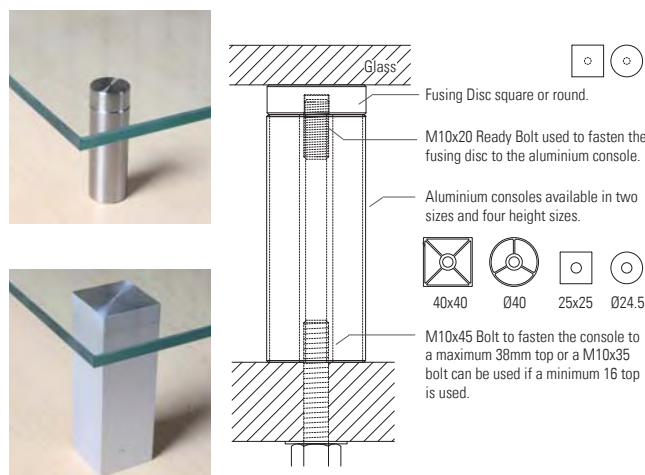
BAR CONSOLS | UNIVERSAL & COUCH FEET

Various combinations are possible to create various applications, when selecting the consol components. Aluminium available in Natural Anodised and Brushed Nickel. NB! All components are sold separately - you choose and create!



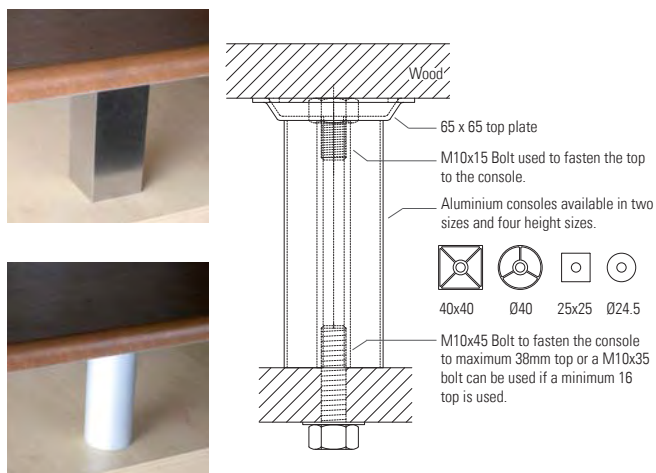
Application 1

A Ø10.5mm hole is drilled through the glass, which is then fastened to the console using a round or square end cap.



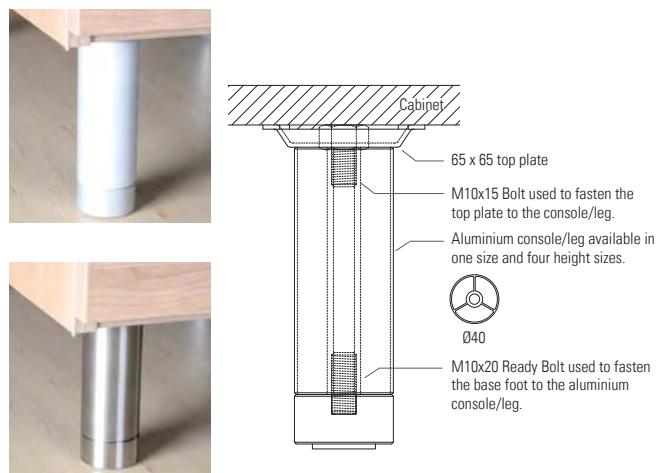
Application 2

A fusing disc is fused to the glass.



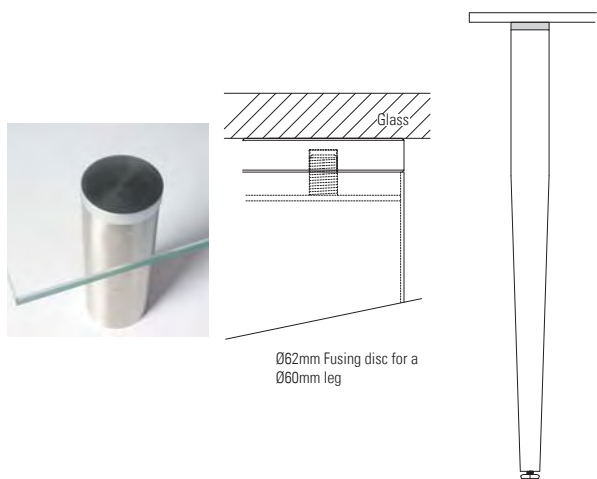
Application 3

The console is fitted to a wooden top.



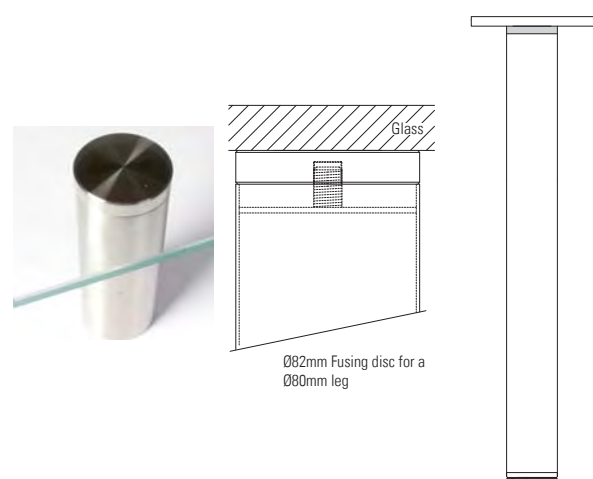
Application 4

The console is fitted as a leg underneath a cabinet.



Application 5

Fusing a Ø60mm leg on a glass top using a Ø62mm fusing disc.


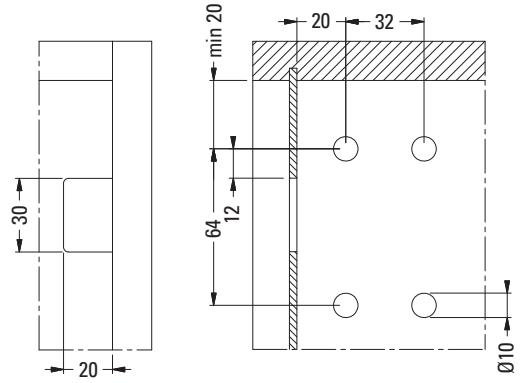


Application 6


Fusing a Ø80mm leg on a glass top using a Ø82mm fusing disc.

7 SHELF SUPPORTS | & BRACKETS

Item 1657	Heavy Duty Hanging Brackets
Material	Zink Alloy & Steel
	Right Base Cabinet Hanger RIH1488
	Left Base Cabinet Hanger RIH1489
	Anti Drop Wall Plate RIH1490
	Right White Cover Cap RIH1486
	Left White Cover Cap RIH1487



Active Safety



HEAVY DUTY HANGING BRACKETS

The new patented 807 hanging system is a revolution for the world of suspended base cabinets. Made totally in metal, it has a thickness of only 10mm, and is able to support very heavy loads with a guarantee of safety.

The innovative and revolutionary anti-drop system which is activated automatically when the bracket is hooked into the wall plate and prevents the cabinet from accidentally falling from the wall.

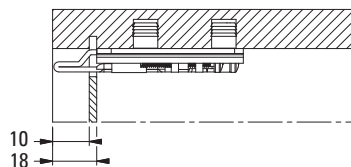
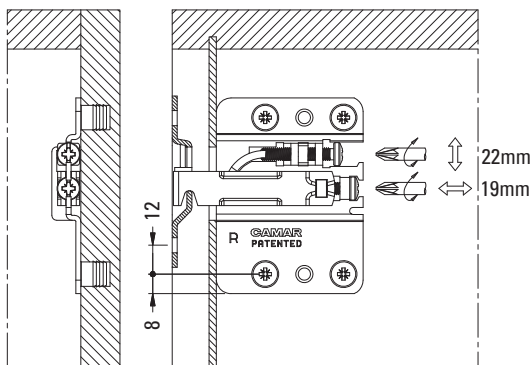
Tested to European norms EN14749, EN14688 and ISO 7170, it has a declared loading capacity of **120kg**, which is stamped on each piece.

Very easy to fit, through 4 x 10mm diameter holes in the side panel of the cabinet, where the 4 dowels are inserted, it has an adjustment range of 19mm horizontally and 22mm vertically.

The system is completed by a compatible cover in plastic. Load capacity: **120kg** per bracket.

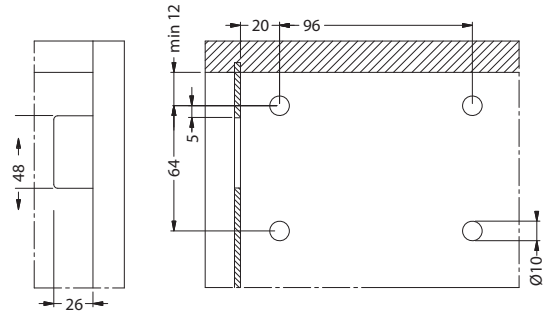
It is the responsibility of the customer:

- to ensure the wall is of a suitable quality to hold shelf fixing in place.
- to use the proper hardware fittings according to construction wall.





Item 1130	Heavy Duty Hanging Brackets XL
Material	Zink Alloy & Steel
	Right Base Cabinet Hanger XL RIH1700
	Left Base Cabinet Hanger XL RIH1701
	Anti Drop Wall Plate XL RIH1702
	Hanging Bracket Cover Cap XL RIH1703



HEAVY DUTY HANGING BRACKETS

The new patented 807 hanging system is a revolution for the world of suspended base cabinets. Made totally in metal, it has a thickness of only 10mm, and is able to support very heavy loads with a guarantee of safety.

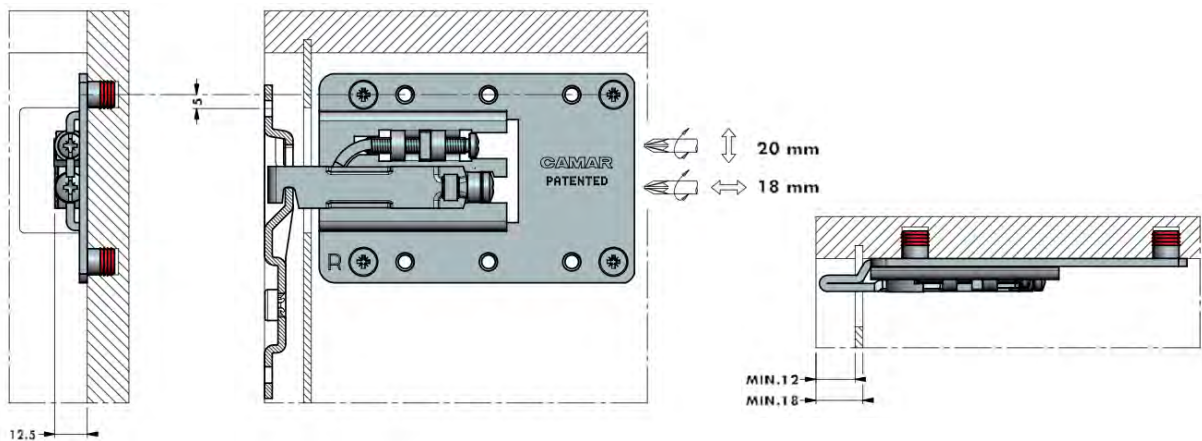
The innovative and revolutionary anti-drop system which is activated automatically when the bracket is hooked into the wall plate and prevents the cabinet from accidentally falling from the wall.

Tested to European norms EN14749, EN14688 and ISO 7170, it has a declared loading capacity of **200kg**, which is stamped on each piece.

Very easy to fit, through 4 x 10mm diameter holes in the side panel of the cabinet, where the 4 dowels are inserted, it has an adjustment range of 19mm horizontally and 22mm vertically.

The system is completed by a compatible cover in plastic. Load capacity: **200kg** per bracket.

- It is the responsibility of the customer:**
- to ensure the wall is of a suitable quality to hold shelf fixing in place.
 - to use the proper hardware fittings according to construction wall.





7

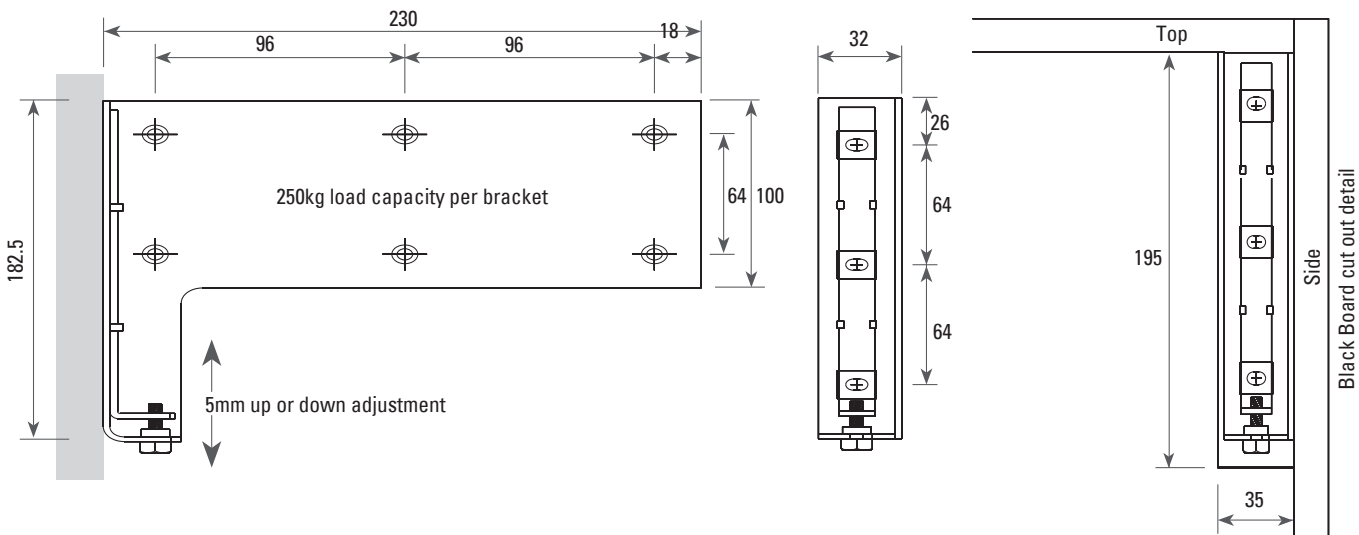
SHELF SUPPORTS | & BRACKETS

Item 1653 | Heavy Duty Floating Cabinet Brackets
 Material | Zink Alloy & Steel
 | Per Pair | RIH1427
 • Load capacity is **200kg** per bracket
 • 2.5mm Steel



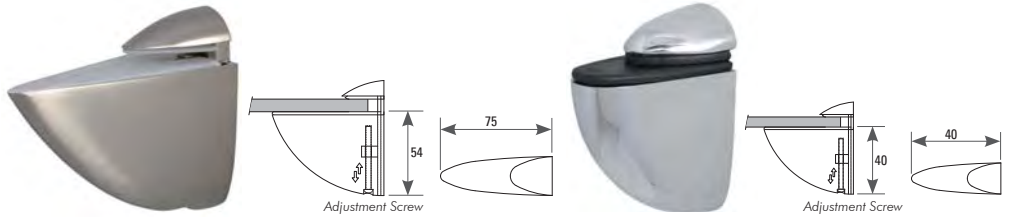

It is the responsibility of the customer:

- to ensure the wall is of a suitable quality to hold shelf fixing in place.
- to use the proper hardware fittings according to construction wall.

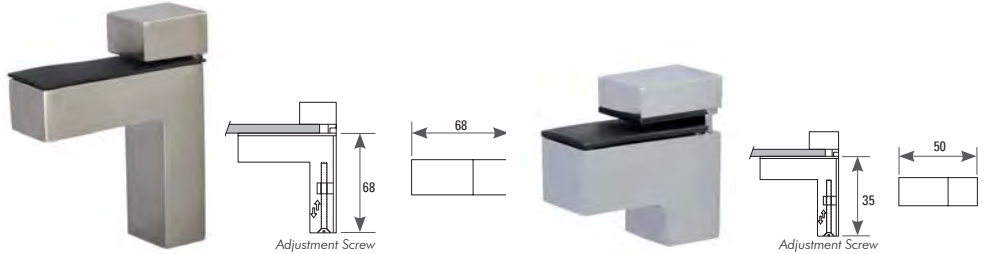




Item 494 | Glass Dome Shelf Support
 Material | Aluminium
 Size | 65 x 75 x 30mm | RIH700
 40 x 40 x 25mm | RIH786

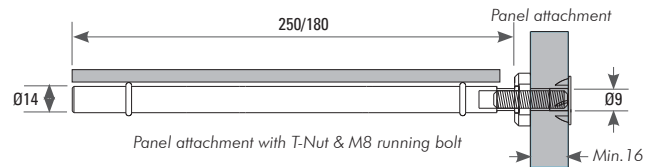





Item 445 | Glass L-Bracket Shelf Support
 Material | Aluminium
 Size | 65 x 75 x 30mm | RIH675
 35 x 50 x 25mm | RIH676





Item 493 | Shelf Supports & Panel Screw
 Material | Aluminium
 Size | 250mm | Aluminium Shelf Support | RAS224
 250mm | Stainless Steel Shelf Support | RAS225

- Exclusive shelf support system
- Multi-functional for wall attachments or for chipboard/ MDF panels
- Load bearing capacity is **20kg** each
- Not recommended for glass less than 5mm in thickness
- Maximum thickness between shelf supports may not exceed 750mm
- Brackets are sold in pairs



Item 1455 | Shelf Support
 Material | Aluminium - Brushed Nickel Finish
 Size | 180 x 12mm | RAS236

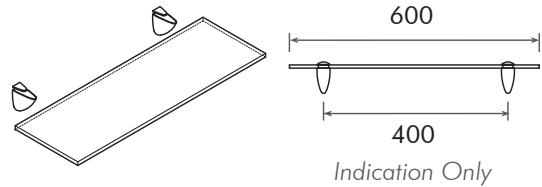
- Brackets are sold in pairs
- Load bearing capacity **20kg** each




7 SHELF SUPPORTS | & BRACKETS

Item 1457 | Glass Shelf
 Material | SPAR Toughned Glass
 Size | 600 x 200 x 6mm | RGS001
 | 600 x 100 x 6mm | RGS002
 | 350 x 100 x 6mm | RGS003

- Sides polished & edges beveled 1mm

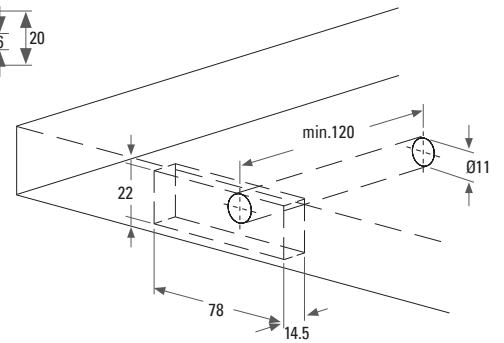
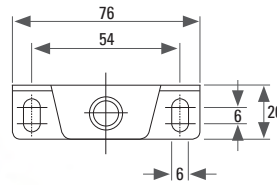


Item 1456 | Melamine Shelf
 Material | Wood
 Size | 350 x 150 x 16mm | White | RWS046
 | 350 x 150 x 16mm | African Wenge | RWS047

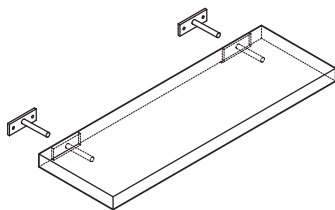


Item 1243 | Shelf Support 276LC
 Size | 112mm | RIH1197

- For invisible of shelves in woodwork or masonry
- Wood thicknesses: minimum 24mm
- Height adjustment: ± 2 mm
- Inclination adjustment via supporting bolt which presses on the rear plate when turned in
- Distance between shelf supports: maximum 700mm
- Shelf depth: maximum 300mm



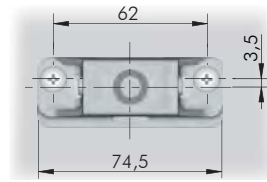
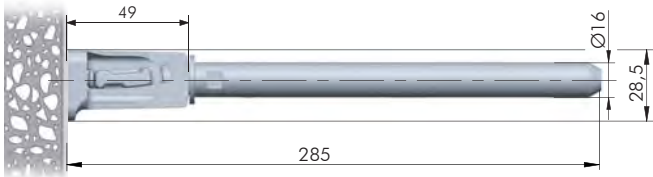
Shelf Support 276LC Brackets are sold in pairs with Melamine Floating Shelves.
 See specifications for Melamine Floating Shelves on page 89.





Item 1662 | Heavy Duty Shelf Support
 Material | Zink Alloy & Steel
 Concealed Heavy Duty Triade XXL | RIH1530

- TRIADE XXL is a concealed mounting bracket for shelves, minimum 40mm thick.
- It is provided with 3 independent adjustments:
 1. Vertical
 2. Horizontal
 3. Inclination
- The capacity loading is **20kg** per bracket (shelf weight included) for a shelf, maximum 400mm deep
- Shelf minimum depth is 300mm



VERY IMPORTANT:

- Centre of the hole is shifted 3,5mm upwards
- Please keep in mind when levelling the shelf

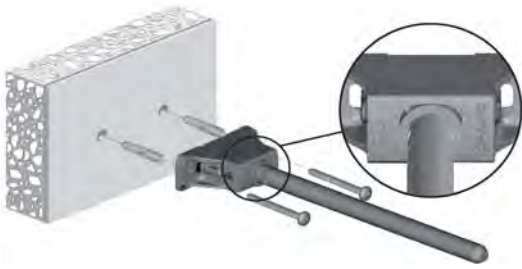
FIXING TO CEMENT WALL

VERY IMPORTANT:

- Triade XXL has to be installed with the arrow facing upwards

FIXING:

- To cement wall with rawplugs Ø8mm & pan head screws Ø5 x 50mm



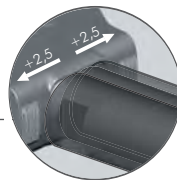
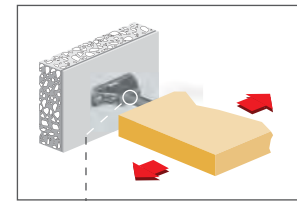
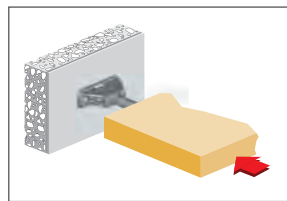
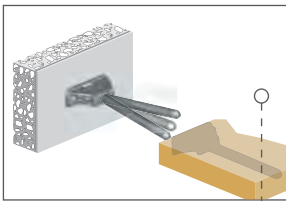
**It is the responsibility of the customer:
 To ensure the wall is of a suitable quality
 to hold the shelf fixing in place.**

SHELF INSERTING & HORIZONTAL ADJUSTMENT

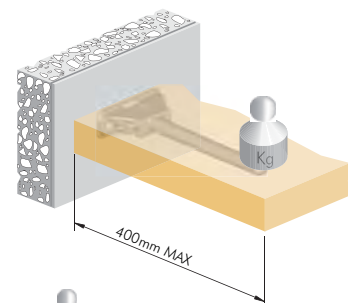
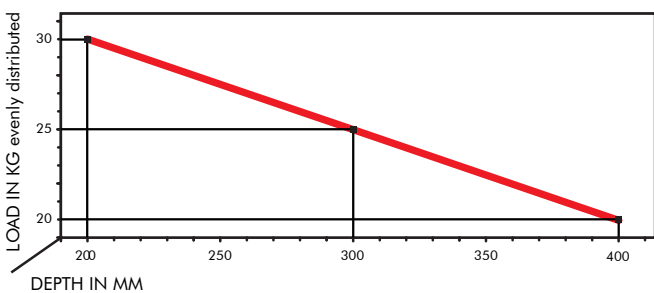
Tilt the shelf to match both supporting pins and shelf housings

Insert partially the shelf

Adjust the shelf horizontally according to the application (i.e. multi-shelf composition)



COMBINATION SHELF LOAD & SHELF DEPTH (The figures refer to ONE shelf support)



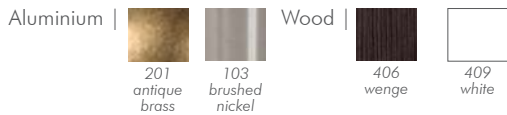
Kg + Shelf weight = 20kg per bracket

8 SHELVING SOLUTIONS | BRACKETS

Item 1451 | Combo Wooden Shelf Brackets & 10mm Rod
 Material | Aluminium & Wood
 Size | 180 x 180 x 30mm | Wenge Bracket & Brushed Nickel Rod | RWS010
 180 x 180 x 30mm | White Stain Bracket & Brushed Nickel Rod | RWS009




Item 1452 | Combo Wooden Shelf Brackets & 10mm Rod with Pillars
 Material | Aluminium & Wood
 Size | 180 x 180 x 30mm | Wenge Bracket & Antique Brass Rod | RWS014
 180 x 180 x 30mm | Wenge Bracket & Brushed Nickel Rod | RWS013
 180 x 180 x 30mm | White Stain Bracket & Brushed Nickel Rod | RWS012



Item 1453 | Aluminium Shelf Brackets & 10mm Rod
 Material | Aluminium
 Size | 180 x 180 x 25mm | Antique Brass | RAS219
 180 x 180 x 25mm | Brushed Nickel | RAS218
 180 x 180 x 25mm | White | RAS220



Item 1454 | Aluminium Shelf Brackets & 10mm Rod with Pillars
 Material | Aluminium
 Size | 180 x 180 x 25mm | Antique Brass | RAS222
 180 x 180 x 25mm | Brushed Nickel | RAS221
 180 x 180 x 25mm | White | RAS223



Item 1449 | Rod Shelf Bracket
 Material | Wood
 Size | Ø35 x 180 mm | White | RWS004
 • Sold in pairs



Item 35 | Bubble Bracket
 Material | Aluminium
 Size | 180 x 180 x 30mm | Ice Aluminium Grey | RAS235

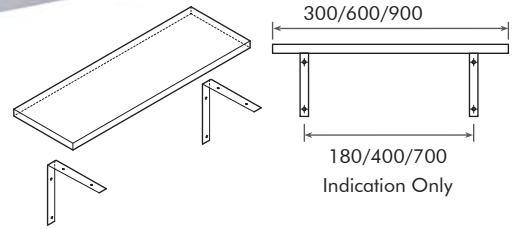



Item 33 | Bee Front Facing Bracket
 Material | Wood
 Size | 180 x 180 x 30mm | RWS048



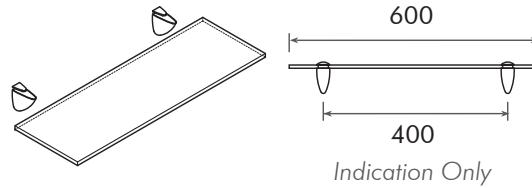


Item 1456	Melamine Shelf			
Material	Wood			
Size	350 x 150 x 16mm	Wenge	RWS047	RWS046
	350 x 150 x 16mm	White		
	600 x 200 x 16mm	Wenge	RWS018	
	600 x 200 x 16mm	Harvard Cherry	RWS019	
	600 x 200 x 16mm	White		RWS020
	900 x 200 x 16mm	White		RWS023




Item 1457	Glass Shelf	
Material	SPAR Toughened Glass	
Size	600 x 200 x 6mm	RGS001
	600 x 100 x 6mm	RGS002
	350 x 100 x 6mm	RGS003

• Sides polished & edges beveled 1mm

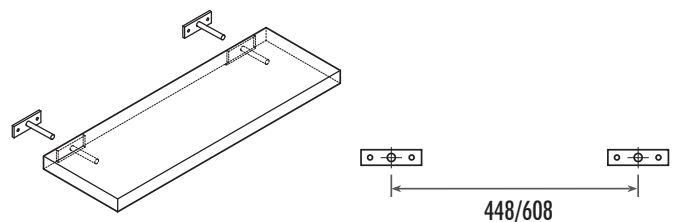


Item 1458	Melamine Floating Shelf		
Material	Wood		
Size	600 x 200 x 32mm	Wenge	RWS027
	600 x 200 x 32mm	Harvard Cherry	RWS028
	600 x 200 x 32mm	White	RWS029
	900 x 200 x 32mm	White	RWS032
	1200 x 200 x 32mm	White	RWS035

• 2 x Shelf Support 276LC Brackets included



Item 1243	Shelf Support 276LC
Size	112mm RIH1197






9

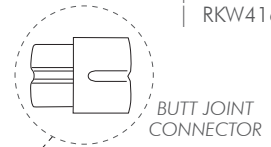
LIGHTING SOLUTIONS | LIGHTS, SWITCHES & STRIPS

Item 1109 | Corner Light with 4 Sockets
 Size | 855mm
 Corner Light with 4 Sockets to fit 2-Point Plugs | RKW417
 Replacement Corner Light (phospor tube), 18W | RKW428



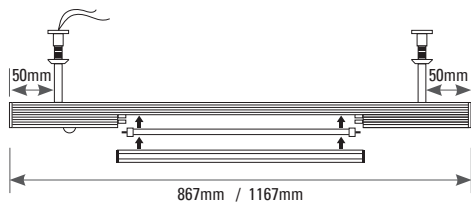
Item 1106 | Linkable Cabinet Light
 Size | 354 x 68 x 24mm | Light with Sensor | RKW413
 | 582 x 68 x 24mm | Light with Sensor | RKW414
 Replacement Phospor Tube, 354mm, 8W | RKW426
 Replacement Phospor Tube, 582mm, 13W | RKW427
 Linkable Wire, 200mm, White | RKW415
 Buttlink Connector, White | RKW416

• Detection angle 60°



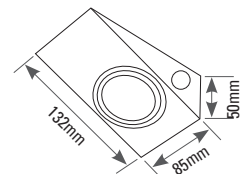

Item 1834 | Closet Light with Sensor
 Size | 867mm | Closet Light with Sensor | RKW411
 | 1167mm | Closet Light with Sensor | RKW412
 Replacement Closet Triphosphor Fluorescent Tube, 867mm, 14W | RKW425
 Replacement Closet Triphosphor Fluorescent Tube, 1167mm, 21W | RKW431

• Detection angle 110° (maximum time duration 3 minutes)
 • 15kg Weight capacity



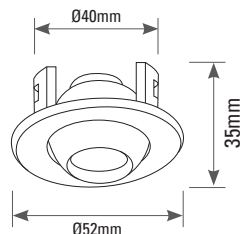
Item 1110 | Fluorescent Cabinet Light Triangular
 Size | 132 x 85 x 50mm
 Rectangular Surface Mounted Downlight | RKW418
 KET 60A Transformer - sold separately | RKW419
 Replacement Bulbs, 12V | RKW430

• 1 x Transformer required for every 3 lights connected



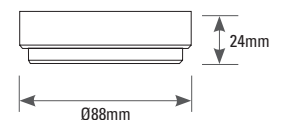
Item 1833 | LED Adjustable Downlight
 Size | Ø52mm | LED Adjustable Downlight - Set of 3 | RKW410
 Replacement Transformer | RKW429

• 1 x Transformer included
 • Leadwire 1.5m (each set contains 3 lights)



Item 1832 | Fluorescent Cabinet Light
 Size | Ø88mm | Surface Mount Fluorescent Cabinet Light | RKW409
 Replacement Bulb | RKW520

• Leadwire 1.5m
 • Does not generate any heat

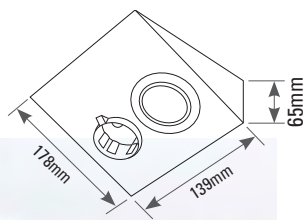




LIGHTING SOLUTIONS | LIGHTS, SWITCHES & STRIPS

Item 1113 | Rectangular Surface Mount Downlight
 Size | 178 x 139 x 65mm
 Rectangular Surface Mount Downlight | RKW420
 Replacement Bulbs, 12V | RKW430

- Full technical information available upon request
- Specifications & design subject to change without notice

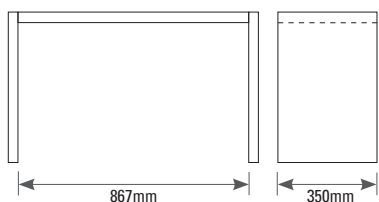




Item 785 | Light Box
 Size | 600 x 200 x 50mm | 600mm Light Box | RKW397
 900 x 200 x 50mm | 900mm Light Box | RKW396
 Bulb for 600mm Light Box | RKW395
 Bulb for 900mm Light Box | RKW394



Item 1114 | Fluorescent Cupboard Shelf Light
 Size | 867mm
 Fluorescent Cupboard Shelf Light | RKW421

Item 1187 | Aluminium LED Strip
 Size | 867mm
 Aluminium LED Strip | RKW445
 LED Driver 3-Way Connector | RKW446
 • Used with 8mm glass & shelf studs to support the glass



Item 1116 | Magnetic Touch Switch
 Size | Ø16 x 11mm | Magnetic Touch Switch | RKW423
 • Full technical information available upon request

Item 1115 | Push Button Switch
 Size | 35 x 25 x 11mm
 Push Button Switch | RKW422
 • Switch activated with opening and closing of door
 • Full technical information available upon request



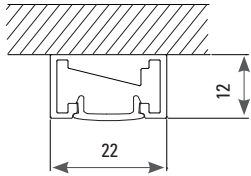


9

LIGHTING SOLUTIONS | LIGHTS, SWITCHES & STRIPS

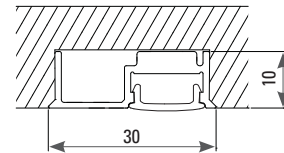
Item 1750 | Surface Mount Interior Lighting EXT22
 Size | 567mm | Interior Lighting Surface Mount EXT22 | RKW503
 | 867mm | Interior Lighting Surface Mount EXT22 | RKW504
 | 1168mm | Interior Lighting Surface Mount EXT22 | RKW514
 Transformer, 24V | RKW505

- Interior Lighting for pull-out units with 165mm light segments with an optical sensor



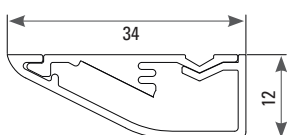


Item 1752 | Recessed Profile INC30
 Size | 567mm | Recessed Profile | RKW509
 | 867mm | Recessed Profile | RKW510
 Transformer, 24V | RKW505

- Interior Lighting for wall cabinets with optical sensor




Item 1751 | ECOREGLED Surface Mount
 Size | 300mm | ECOREGLED Surface Mount | RKW506
 | 900mm | ECOREGLED Surface Mount | RKW507

- The eco-friendly & economical generation of the surface-mounted series of countertop lighting
- Practical touch button for 100% power-on, 50% light reductions, power-off



Item 1753 | Recessed Profile INC17 for Wardropes
 Size | 2.4 - 2.6m | Recessed Profile INC17 for Wardropes | RKW511
 Transformer, 24V | RKW505

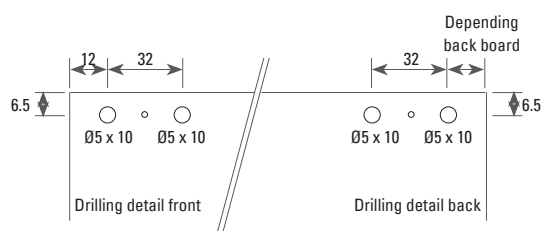

- With presence sensor
- The light strip can be cut down to size






Item 427	Sink Cupboard Front/Back		
Material	Aluminium		
Size	418mm	Support Rail for 450mm Cabinet	RAS228
	468mm	Support Rail for 500mm Cabinet	RAS229
	568mm	Support Rail for 600mm Cabinet	RAS230
	718mm	Support Rail for 750mm Cabinet	RAS231
	868mm	Support Rail for 900mm Cabinet	RAS232
	968mm	Support Rail for 1000mm Cabinet	RAS233
	1168mm	Support Rail for 1200mm Cabinet	RAS234

- Perfect for fitting in the cupboard under the sink so there is no need for the wooden support rail to be cut away for the sink
- This rail is fitted in the front and back and has a slot for a 3-4mm back board
- Rigid durable design and easy to install



Item 916	Drip Protection Sheets		
Material	Aluminium		
Size	2m x 0.58m Sheets Drip Protection Sheets RKW382		

- Perfect for fitting in the cupboard under the sink or where you store household chemicals. Helps prevent water damage to the cupboard carcass
- Is resistant to household chemical spillage and is scratch resistant
- Collects occasional leakage caused by failure of sink waste fittings or waste disposers
- Rigid durable design and is easy to install and remove





10 PROTECTIVE TRAYS | & SHEETS

Item 917 | Non-Slip Mat




linear **WHITE** *dots*

White Dots	480mm x 1m x 1.2mm	RKW453
White Dots	480mm x 20m x 1.2mm (roll)	RKW449
White Linear	480mm x 1m	RKW365
White Linear	480mm x 20m (roll)	RKW366



linear **ANTHRACITE** *dots*

Anthracite Dots	480mm x 1m x 1.2mm	RKW467
Anthracite Dots	480mm x 20m x 1.2mm (roll)	RKW469
Anthracite Linear	480mm x 1m	RKW375
Anthracite Linear	480mm x 20m (roll)	RKW376



linear **LIGHT GREY** *dots*

Light Grey	600mm x 1m x 1.2mm	RIH671
Light Grey	600mm x 20m x 1.2mm (roll)	RIH674
Light Grey	480mm x 1m x 1.2mm	RKW309
Light Grey	480mm x 20m x 1.2mm (roll)	RKW310
Linear Light Grey	480mm x 1m	RKW332
Linear Light Grey	480mm x 20m (roll)	RKW335
Linear Light Grey	600mm x 1m	RKW378
Linear Light Grey	600mm x 20m (roll)	RKW381



- High slippage resistance areas
- Excellent noise insulation properties
- Abrasion resistance
- Easy to clean
- The non-slip mats are supplied in rolls of 20 linear meter length, of any height up to a maximum of 1450 mm and cut to required shape or size.

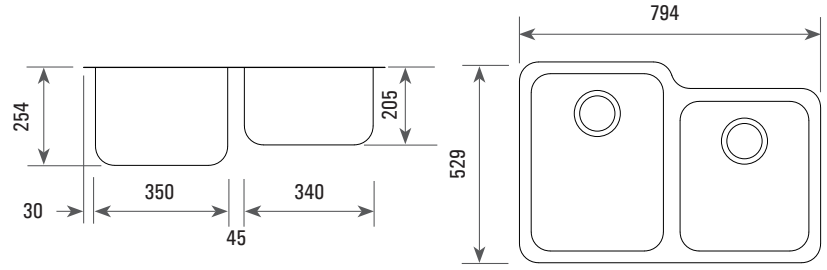


DETAIL DOTS

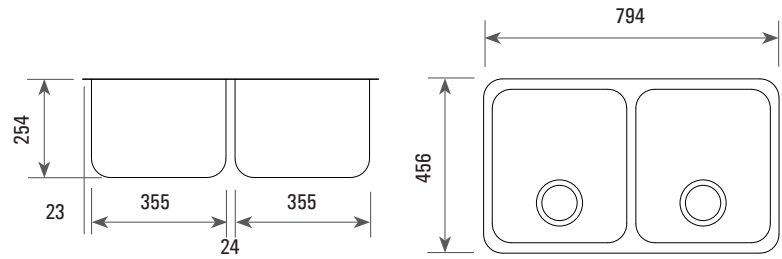
DETAIL LINEAR

ROLL

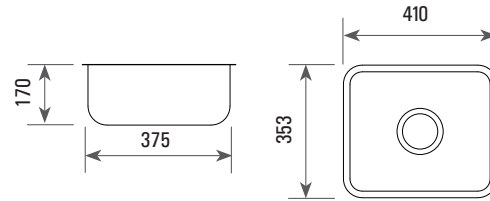
Item 1088 | Double Undermount Sink
Material | Stainless Steel
Size (L x W) | 794 x 529 x 254mm | RKW306



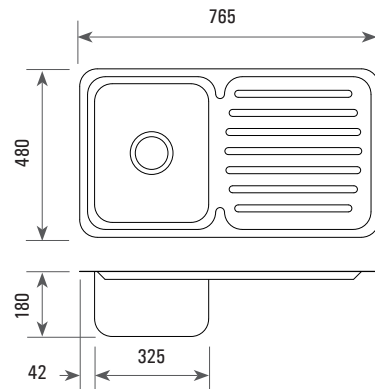
Item 1089 | Double Undermount Sink
Material | Stainless Steel
Size (L x W) | 794 x 456 x 254mm | RKW305



Item 1086 | Square Undermount Bowl
Material | Stainless Steel
Size (L x W) | 410 x 353 x 170mm | RKW303



Item 1090 | Single Bowl Sink
Material | Stainless Steel
Size (L x W) | 765 x 480 x 180mm | RKW176



• Clean on a regular basis with Marine Shine.


INTRODUCING IN OUR VOLUME 8 CATALOGUE:



MAKE IT WONDERFUL

KITCHEN SYSTEMS PRODUCT RANGE

- SINKS
- SINK MIXERS
- WASH TROUGHES
- KITCHEN ACCESSORIES



WARRANTIES FOR SINKS & MIXERS

- STAINLESS STEEL DOMESTIC KITCHEN SINKS: 25 YEARS AGAINST CORROSION FROM DATE OF PURCHASE
- STAINLESS STEEL SA94 SINK: 24 MONTHS AGAINST MANUFACTURING DEFECTS
- ACCESSORIES (WASTE FITTINGS, CUTTING BOARDS, BASKETS, ETC): 12 MONTHS AGAINST MANUFACTURING DEFECTS
- WASTE DISPOSAL: 12 MONTHS AGAINST MANUFACTURING DEFECTS
- KITCHEN SINK MIXERS: BODY - 5 YEARS AGAINST MANUFACTURING DEFECTS
- CARTRIDGE: 24 MONTHS AGAINST MANUFACTURING DEFECTS
- ECONOMY WASH TROUGHES AND ECONOMY PREP BOWLS: 12 MONTHS AGAINST MANUFACTURING DEFECTS



All doors can be made to order in the 2 profiles and glass finishes depending on the specified requirements. Clear Glass, Frosted Glass, Clear Glass Frosted Film, Ocean View. Please note a technical information form will need to be filled out and the lead time from date of order will be approximately 2-3 weeks.

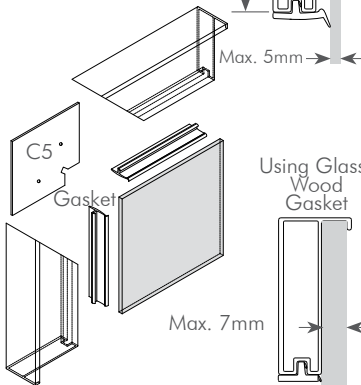
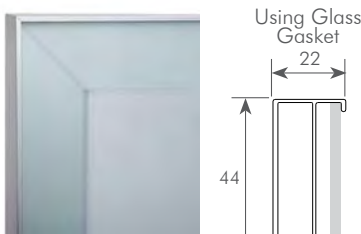
We advise when placing the order that all lower level doors and handles or knobs which are fitted directly to the glass be ordered with toughened glass to prevent any injury.

All profiles can be purchased in lengths and the components separately for DIY, however the glass will not be supplied.

Please note no hinges are supplied nor is any drilling for the hinges. Standard concealed hinges are used. Please refer to the HINGES section.

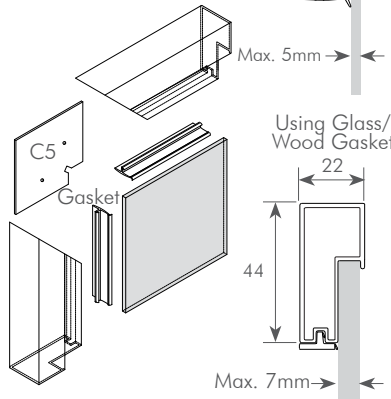


Item 530 | **P4 Profile**
Material | Aluminium
Size | 3m length
RIH784 | RIH1249 | RIH1250



P4 Profile

Item 1272 | **P6 Profile**
Material | Aluminium
Size | 3m length
RIH785

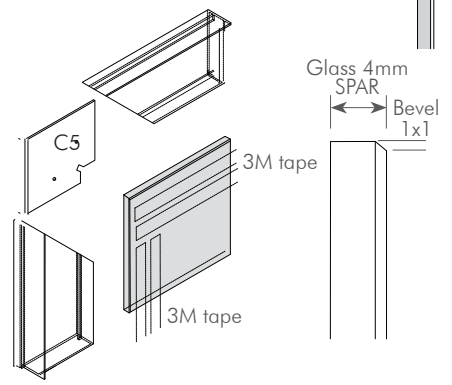


P6 Profile

Item 1305 | **P7 Profile**
Material | Aluminium
Size | 3m length | RIH1251




| 25m roll | VHB Tape | RIH1565



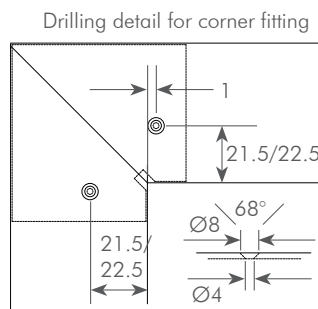
P7 Profile

Item 518 | Dust Gasket for Wood/Glass
Size | Up to 7mm - 3m length | RIH781

Item 520 | Dust Gasket for Glass
Up to 5mm - 3m length | RIH782



Item 517 | **C5 Corner Bracket**
Set of 4, with Screws | RIH780

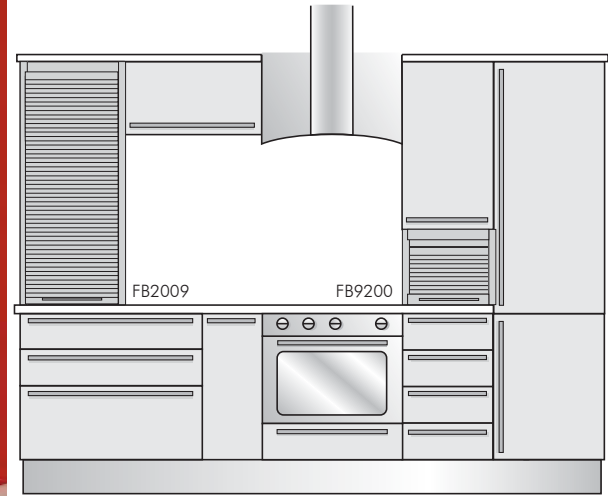


- Steps to follow when ordering complete made doors:
1. Choose glass type.
 2. Indicate if you require the glass to be toughened.
 3. Choose Aluminium Profile P4, P6 (22.5) or P7 (21.5).
 4. Indicate :
 - size of door
 - handle positioning on glass or door frame
 - hinges are not supplied nor is any drilling
- Ordering forms are available at any one of our many branches or can be downloaded from our website: www.raiel.com.

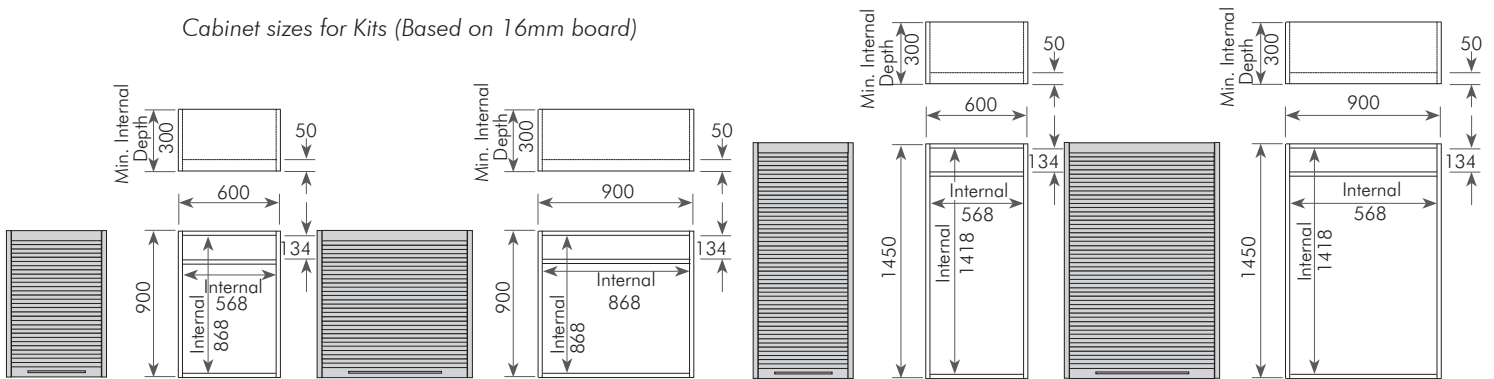
Box Milano | System with Box & Spring Coiler

This system is ideal for cabinets which start at the end of the kitchen worktop and extend to the roof of the kitchen or a top cupboard.

Item 1236	Box Milano		
Material	Aluminium Finish		
Size	1450 x 600mm	RIC125	101 natural anodised
	1450 x 900mm	RIC127	
Item 1235	FB2009 Aluroll		
Material	Stainless Steel Finish		
Size	1450 x 600mm	RIC121	106 stainless steel
	1450 x 900mm	RIC123	
	900 x 600mm	RIC120	
	900 x 900mm	RIC122	



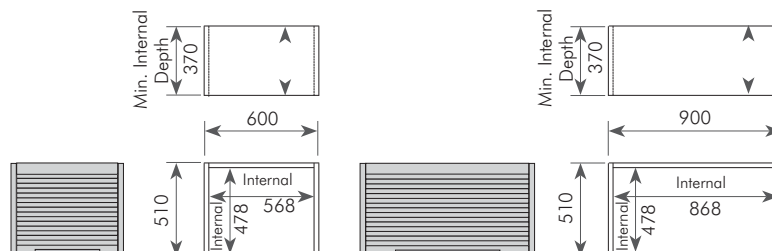
Cabinet sizes for Kits (Based on 16mm board)



KIT FB2506 | System with Curve, Wheels & visible Slide. No milling or routing required.

This system is ideal for cabinets between the kitchen worktop and cupboard. Ideal for bread bins and small appliances.

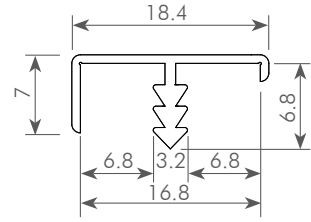
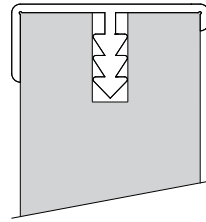

Item 113	FB2506 Aluroll		
Material	Aluminium Finish		
Size	510 x 600mm	RIC112	101 natural anodised
	510 x 900mm	RIC113	
Item 113	FB2506 Aluroll		
Material	Stainless Steel Finish		
Size	510 x 600mm	RIC114	106 stainless steel
	510 x 900mm	RIC115	



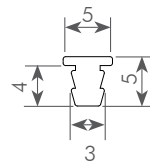
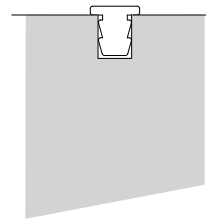



DOORS | ALUMINIUM EDGINGS & DECORATIVE PROFILES

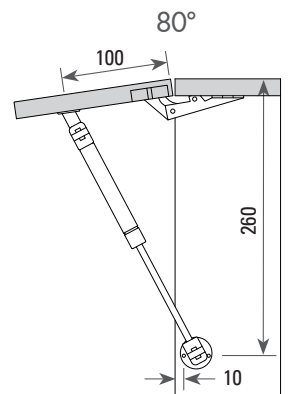
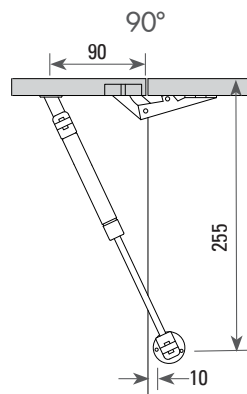
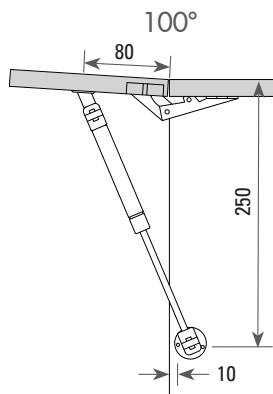
Item 217 | Aluminium Edging
2.8m length | RAE001



Item 462 | Aluminium Decorative Profile
3m length | RAE002



Item 950 | Gas Support
Size | 60N | RIH1196
80N | RIH1229
100N | RIH640
120N | RIH641





Item 1534 Jack Doors	KIT	
• Door Set Single	1	RAD006
• Top & Bottom Track Set, 2m	2	RAD008
• Top & Bottom Track Set, 3m	3	RAD018
Sliding Door Wheel Kit	4	RAD019
• H-Profile, 1m	5	RAD025
Glass Gasket Set	6	RAD026
Sealing Dust Brush Set	7	RAD027
Double Sided Tape		RAD028



The first DIY solution for the South African market.

- Save bedroom space
- DIY solution
- Ideal for bedrooms or room dividers
- Designed for standard SA board sizes
- Modernise your home
- Easy to assemble and fit
- Fits wood, glass or mirror finishes
- Accepts 16mm board or 5mm glass & mirror

Available Kits:

- 1** Single Door Kit
2 x 2700 door profiles
1 x 2m top & bottom profile
- 2** 2m Top & Bottom Track Kit
1 x 2m top track
1 x 2m bottom track
- 3** 3m Top & Bottom Track Kit
1 x 3m top track
1 x 3m bottom track
- 4** Top & Bottom Wheel Set
2 bottom wheels, 2 top wheels
1 allen key, 1 stopper, 12 screws
- 5** H-Profile
1 x 1m H profile kit 2 x 20mm screws
2 screw caps
- 6** Glass Gasket
4 x 2700 length glass gasket (for glass panels)
1 x 1m neopreen foam strip
- 7** Dust Sealing Brush 1 Roll 10m
(optional goes on one side of the door frame)
- 8** Double Sided Tape
1 roll 25m (if the bottom rail is fitted to a non-porous surface)



Door Profile



Top Profile




Top Track



Top Wheel



H Profile



Bottom Track



Bottom Wheel



Glass Gasket



Sealing Dust Brush
1 roll 10m



Grip Handle



Other Handle Option
• Finger Pull Flat | RAH470
• AlexT16 | RAH703

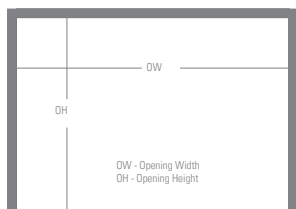


• All profiles are available in bulk on request



STEP ONE: TECHNICAL OVERVIEW

Understanding the Jack Sliding Door System



Firstly, measure the opening height and width where you would want to use the Jack Sliding Door System.

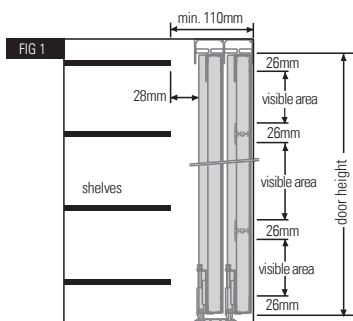
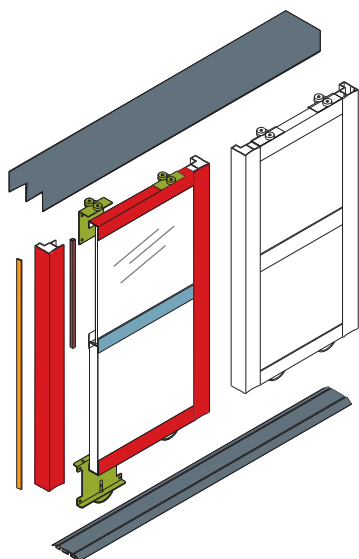
The opening width will determine the length of the top & bottom track you require. Either a **Kit 2** which consists out of a 2m top & bottom track or a **Kit 3**, a 3m top & bottom track.

The maximum height of the opening must not be greater than 2730mm.

When you have calculated and decided what door sequence you will use in each track, note that your maximum door width must not exceed 1068mm.

Refer to door sequence formula table.

When installing the Jack Sliding Door System in front of a cupboard, leave 110mm clear space in front, 82mm for the doors and an extra 28mm to avoid injury with your fingers when handling the doors.



Finishes available:



COMPONENT FORMULA'S

Top and bottom track	Open width - 1mm	Top and bottom U-channel	Door width - 68mm
Vertical Profile (Door height)	Open height - 33mm	H-profile	Door width - 68mm
Vertical Profile (Door height) For Soft Closing Mechanism	Open height - 43mm		

STEP TWO: ONE SLIDING DOOR CONSISTS OF THE FOLLOWING:

- 1** Single Door Kit
- 4** Wheel Set Kit
- 5** H-Profile Kit if there are more than one panel
- 6** Glass Gasket if glass panels are used
- 7** Brush (optional on one side of the door)

TWO EQUAL DOOR SEQUENCE

$$\text{Size per door} = (\text{open width} - 34\text{mm}) \div 2 + 34\text{mm}$$

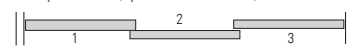


Minimum sets needed for two doors:

$$\text{x2 } \mathbf{1} \text{ Single Door kit \& x2 } \mathbf{4} \text{ Wheel Set kit}$$

THREE EQUAL DOORS

$$\text{Size per door} = (\text{open width} - 34\text{mm}) \div 3 + 34\text{mm}$$



Minimum sets needed for three doors:

$$\text{x3 } \mathbf{1} \text{ Single Door kit \& x3 } \mathbf{4} \text{ Wheel Set kit}$$

FOUR EQUAL DOORS

$$\text{Size per door} = (\text{open width} - 34\text{mm}) \div 4 + 34\text{mm}$$



Minimum sets needed for four doors:

$$\text{x4 } \mathbf{1} \text{ Single Door kit \& x4 } \mathbf{4} \text{ Wheel Set kit}$$

FIVE EQUAL DOORS

$$\text{Size per door} = (\text{open width} - 34\text{mm}) \div 5 + 34\text{mm}$$



Minimum sets needed for five doors:

$$\text{x5 } \mathbf{1} \text{ Single Door kit \& x5 } \mathbf{4} \text{ Wheel Set kit}$$

STEP THREE:

Decide on the style of door by choosing one of the many sequences to suite your specifications and style.

DOOR WIDTH CALCULATION:

If the dust sealing brush is applied to the side profiles subtract 6mm from the open width. Decide how many panels each door will have, and if glass or board panels are used. This system accepts 16mm board or 5mm glass. Only toughened glass must be used. When a mirror is used make sure a safety film is applied to the back of the mirror.

GENERAL:

The door height is always the same which is the opening height minus 33mm. If the soft closing mechanism is to be used on the standard Jack Doors profiles, 43mm must be subtracted off the opening height. Panel width is always the same which is the doors width minus 48mm.

BOARD/GLASS PANEL HEIGHT CALCULATIONS:

ONE PANEL



$$\text{Panel height} = \text{door height} - 6\text{mm}$$

TWO EQUAL PANELS



$$\text{Panel height} = (\text{door height} \div 2) - 6\text{mm}$$

THREE EQUAL PANELS



$$\text{Outer panel height} = (\text{door height} - 104 \div 3) + 33 \text{ inner panel height} - (\text{door height} - 104 \div 3) + 20$$

UNEQUAL PANELS

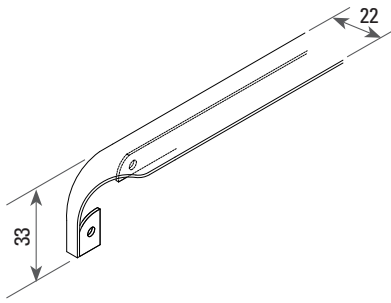


$$\text{Outer panel height} = (\text{door height} - 104 \div 3) + 33 \text{ inner panel height} - (\text{door height} - 104 \div 3) + 20$$

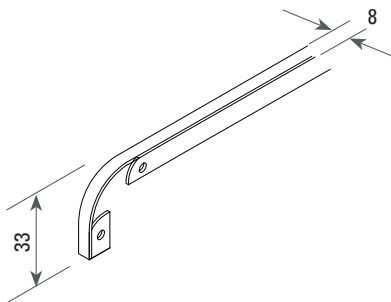


13 POSTFORM JOINERS

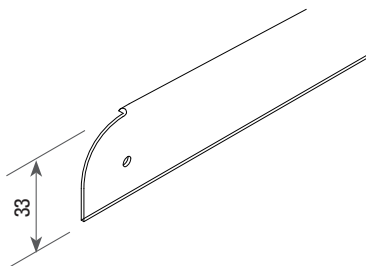
Item 116	Delta Corner Joints		
Size	600mm	Espresso Black	RWT500
	600mm	Mocha Dark Brown	RWT501
	600mm	Cappuccino Brown	RWT502
	600mm	Caramel Frappuccino	RWT503
	600mm	Latté White	RWT504
	600mm	Ice Aluminium Grey	RWT505
	900mm	Espresso Black	RWT506
	900mm	Mocha Dark Brown	RWT507
	900mm	Cappuccino Brown	RWT508
	900mm	Caramel Frappuccino	RWT509
	900mm	Latté White	RWT510
	900mm	Ice Aluminium Grey	RWT538



Item 118	Delta T- Joints		
Size	600mm	Espresso Black	RWT522
	600mm	Mocha Dark Brown	RWT523
	600mm	Cappuccino Brown	RWT524
	600mm	Caramel Frappuccino	RWT525
	600mm	Latté White	RWT526
	600mm	Ice Aluminium Grey	RWT527
	900mm	Espresso Black	RWT528
	900mm	Mocha Dark Brown	RWT529
	900mm	Cappuccino Brown	RWT530
	900mm	Caramel Frappuccino	RWT531
	900mm	Latté White	RWT532
	900mm	Ice Aluminium Grey	RWT540

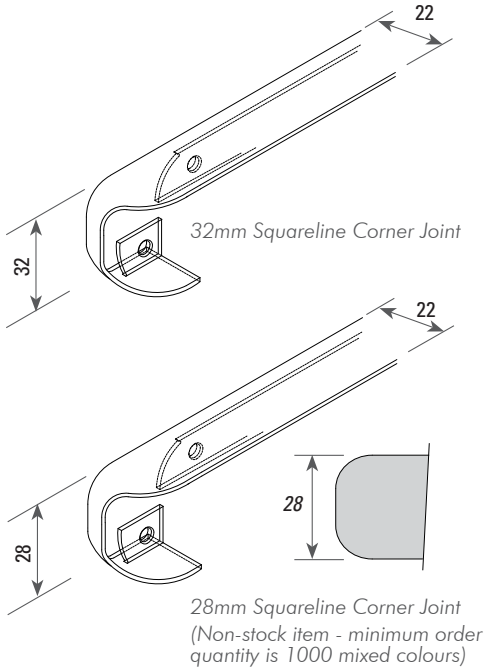


Item 117	Delta End Trims		
Size	600mm	Espresso Black	RWT511
	600mm	Mocha Dark Brown	RWT512
	600mm	Cappuccino Brown	RWT513
	600mm	Caramel Frappuccino	RWT514
	600mm	Latté White	RWT515
	600mm	Ice Aluminium Grey	RWT516
	900mm	Espresso Black	RWT517
	900mm	Mocha Dark Brown	RWT518
	900mm	Cappuccino Brown	RWT519
	900mm	Caramel Frappuccino	RWT520
	900mm	Latté White	RWT521
	900mm	Ice Aluminium Grey	RWT539

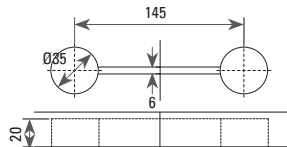




Item 119	Squareline Corner Joints		
Size	600mm	Espresso Black	RWT533
	600mm	Mocha Dark Brown	RWT534
	600mm	Cappuccino Brown	RWT535
	600mm	Caramel Frappuccino	RWT536
	600mm	Latté White	RWT537
	600mm	Ice Aluminium Grey	RWT541



Item 854	Steel Worktop Connector	
Material	Steel	
Size	145mm	RIH611



POSTFORM JOINER COLOUR FINISHES



901 espresso black	902 mocha dark brown	903 cappuccino brown	904 caramel frappuccino	905 ice aluminium grey	906 latté white



Item 983 | 110° Full Overlay Slide On Hinge With Base Plate
| RIH519



Item 985 | 110° Half Overlay Slide On Hinge With Base Plate
| RIH521



Item 987 | 110° Inset Slide On Hinge With Base Plate
| RIH523



Item 989 | 180° Full Overlay Slide On Hinge With Base Plate | RIH525
Item 990 | 180° Half Overlay Slide On Hinge With Base Plate | RIH527



Item 994 | Pie Cut Slide On Hinge With Base Plate
| RIH533



Item 995 | 45° Slide On Hinge With Base Plate
| RIH529



Item 997 | 90° Slide On Hinge With Base Plate
| RIH531



All **UTA** Hinges tested to quality standard ISO 9001:2000

• All technical information on page 108

Item 967 | 110° Full Overlay Slide On Hinge With Base Plate
| RIH490



Item 969 | 110° Inset Slide On Hinge With Base Plate
| RIH498



Item 968 | 110° Half Overlay Slide On Hinge With Base Plate
| RIH494



Item 970 | 170° Full Overlay Slide On Hinge With Base Plate | RIH502
Item 971 | 170° Half Overlay Slide On Hinge With Base Plate | RIH505



All  **clover** Hinges tested to quality standard ISO 9001:2000

• All technical information on page 106



Item 972 | 135° Pie Cut Slide On Hinge With Base Plate
| RIH659



Item 973 | 45° Slide On Hinge With Base Plate
| RIH508



Item 974 | Face Frame Slide On Hinge With Base Plate
| RIH518



All  Hinges tested to quality standard ISO 9001:2000

• All technical information on page 106

 SOFT CLOSING HINGES



Item 1081 | 105° Full Overlay Soft Close Clip On Hinge With Base Plate
| RIH807



Item 1082 | 105° Half Overlay Soft Close Clip On Hinge With Base Plate
| RIH808



Item 1083 | 105° Inset Soft Close Clip On Hinge With Base Plate
| RIH809



Item 1097 | 110° Full Overlay Soft Close Slide On Hinge With Base Plate
| RIH1879



Item 1098 | 110° Half Overlay Soft Close Slide On Hinge With Base Plate
| RIH1880



ITEM 1271 | DOWEL AND SCREW Ø8 x 10MM
| RIH1226



• Applicable to all hinges

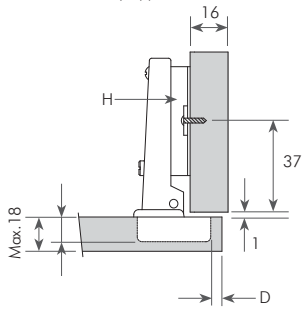
All  Hinges tested to quality standard ISO 9001:2000

• All technical information on page 106

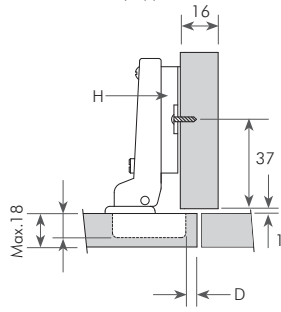


14.1 HARDWARE | HINGES & RUNNERS

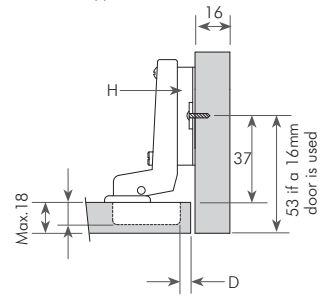
110° Full overlay application



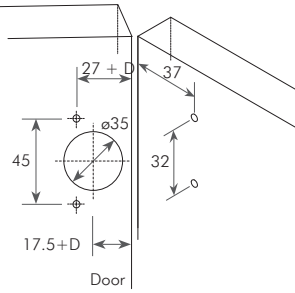
110° Half overlay application



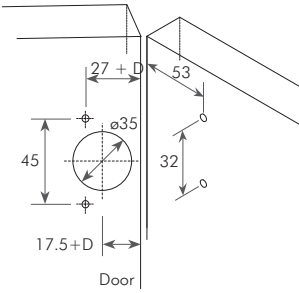
110° Inset application



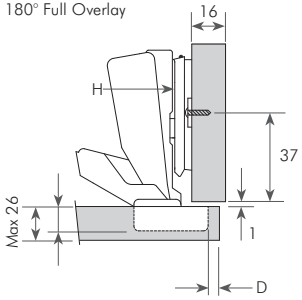
Drilling detail for the 110° Full Overlay & Half Overlay



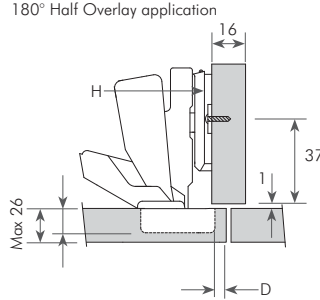
Drilling detail for the 110° Inset



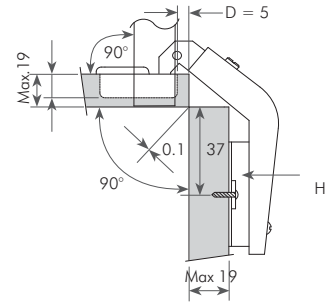
180° Full Overlay



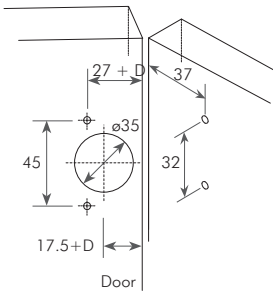
180° Half Overlay application



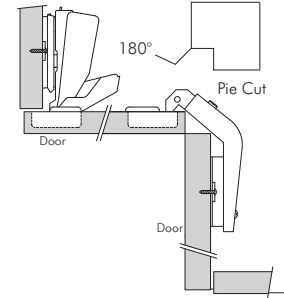
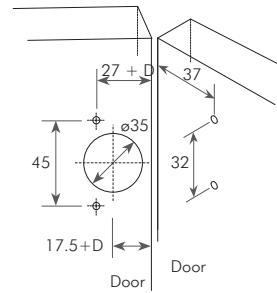
Pie Cut application



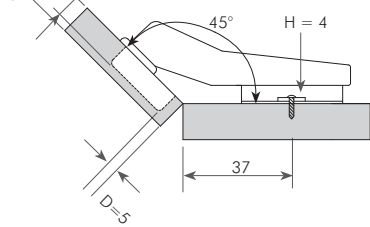
Drilling detail for the 180° Full Overlay & Half Overlay



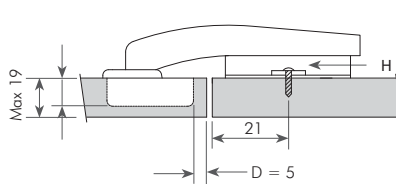
Drilling detail for the Pie Cut hinge



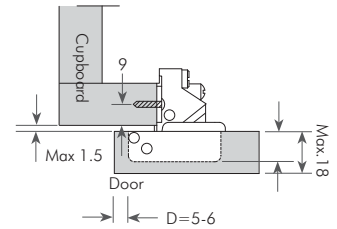
45° application



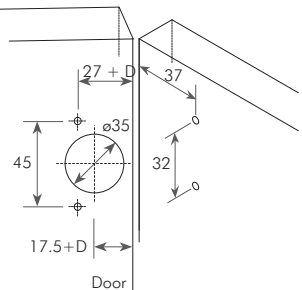
90° Half Overlay application



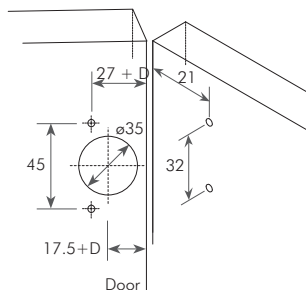
Face Frame application



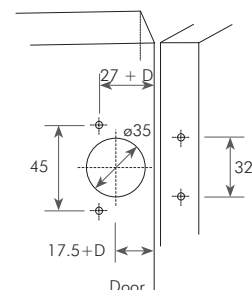
Drilling detail for 45° hinge



Drilling detail for 90° hinge



Drilling detail for face frame






Item 1005 | UTA Drawer Runner Self Closing - White & Black

Size	300mm	RIH574	
	350mm	RIH575	
	400mm	RIH576	RIH583
	450mm	RIH577	RIH584
	500mm	RIH578	RIH585
	550mm	RIH579	
	600mm	RIH580	

UTA



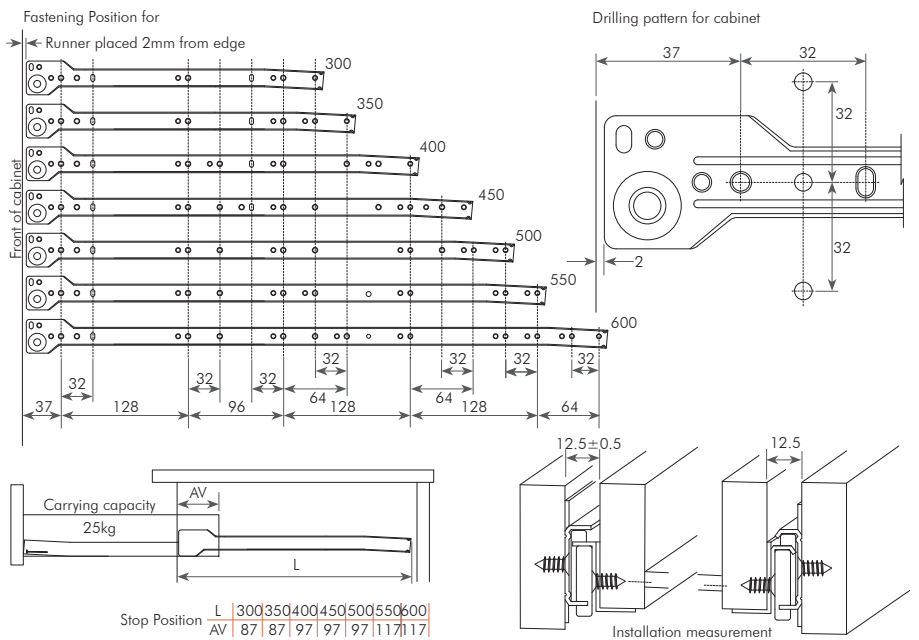
- Steel thickness is 1.2mm
- Load capacity is 25kg per pair
- Tested to 50 000 openings
- Available with dowels on request



EURO SCREW FIXING 6X13MM RIH1392 | **WOOD SCREW FIXING** 6X16MM



AVAILABLE WITH DOWELS ON REQUEST



Item 1006 | Clover Drawer Runner - White & Black

Size	300mm	RIH1576	
	350mm	RIH1577	
	400mm	RIH1578	RIH1579
	450mm	RIH1580	
	500mm	RIH1581	



- Steel thickness is 0.7mm
- Load capacity is 10kg per pair
- Available with dowels on request

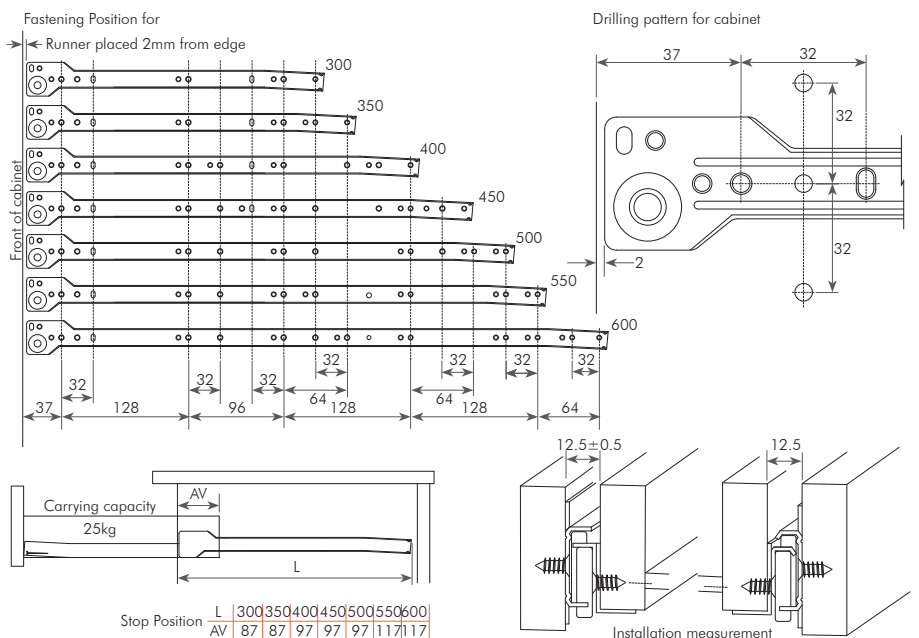


Item 1006 | Clover Drawer Runner - White & Black

Size	400mm	RIH566	
	450mm	RIH567	RIH570
	500mm	RIH568	RIH587 (silver)*
	550mm	RIH569	



- Steel thickness is 0.9mm
- Load capacity is 15kg per pair
- Available with dowels on request
- * RIH587 - silver for veggie baskets



EURO SCREW FIXING 6X13MM RIH1392 | **WOOD SCREW FIXING** 6X16MM



AVAILABLE WITH DOWELS ON REQUEST



14.2 HARDWARE | RUNNERS & SLIDES



WOOD SCREW FIXING
6X16MM



- Item 960 | UTA 45mm Full Extension Ball Bearing Slides
- | | | |
|------|-------|--------|
| Size | 300mm | RIH547 |
| | 350mm | RIH548 |
| | 400mm | RIH549 |
| | 450mm | RIH550 |
| | 500mm | RIH551 |
| | 550mm | RIH552 |
| | 600mm | RIH553 |

UTA



bright silver

- Steel thickness is 1.0, 1.0mm, 1.2mm
- Load capacity is 35kg per pair on 450mm

- Item 963 | Clover 45mm Full Extension Ball Bearing Slides
- | | | |
|------|-------|-------------------|
| Size | 250mm | RIH1607 |
| | 300mm | RIH1608 |
| | 350mm | RIH1609 |
| | 400mm | RIH1610 |
| | 450mm | RIH1612 RIH1611 |
| | 500mm | RIH1613 |



bright silver



black

- Steel thickness is 0.9, 0.9, 1.0mm
- Load capacity is 25kg per pair on 450mm

- Item 959 | UTA 35mm Full Extension Ball Bearing Slides
- | | | |
|------|-------|--------|
| Size | 450mm | RIH544 |
| | 500mm | RIH545 |

UTA



bright silver

- Steel thickness is 1.0, 1.0mm, 1.0mm
- Load capacity is 30kg per pair on 450mm

- Item 962 | Clover 35mm Full Extension Ball Bearing Slides
- | | | |
|------|-------|-------------------|
| Size | 250mm | RIH1600 |
| | 300mm | RIH1601 |
| | 350mm | RIH1602 |
| | 400mm | RIH1603 |
| | 450mm | RIH1605 RIH1604 |
| | 500mm | RIH1606 |



bright silver



black

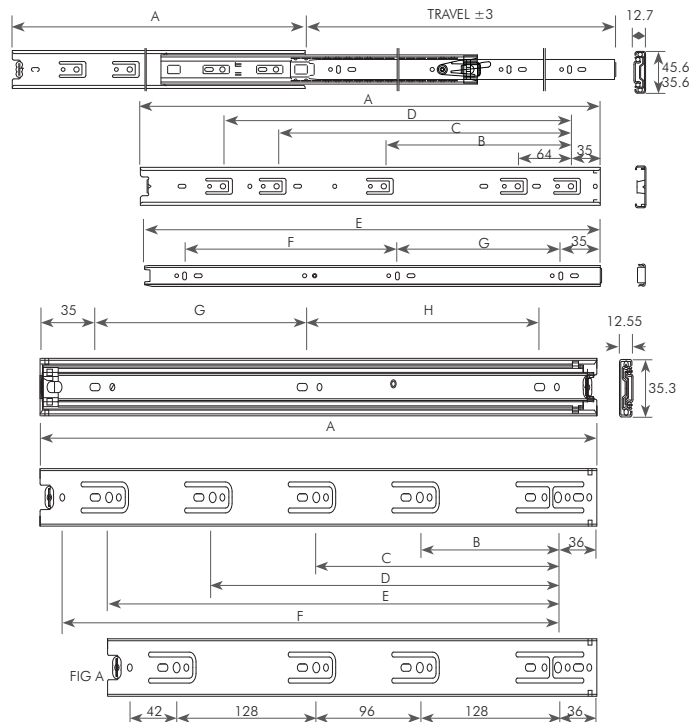
- Steel thickness is 0.8, 0.8, 0.8mm
- Load capacity is 10kg per pair on 450mm

A	B	C	D	E	F	G	
300	300	224		295	96	128	
350	350	224		345	128	128	
400	400	224	288	395	160	160	
450	450	224	352	445	160	192	
500	500	224	352	416	495	192	224
550	550	224	352	416	545	224	224
600	600	224	352	480	595	256	256

Drilling Detail For 45mm

A	B	C	D	E	F	G	H
300	300	128	224			96	118
350	350	128	224		297	96	160
400	400	128	224	320		155	160
450	450		FIG A			160	192
500	500	128	224	320	416	192	220
550	550	128	224	320	416	260	214

Drilling Detail For 35mm





Item 1248 | 45mm Full Extension Ball Bearing Slides, Self Closing
Size | 450mm | RIH1044
500mm | RIH1043



black



bright silver

- Steel thickness is 1.2mm
- Load capacity is 45kg per pair, 450mm length
- Tested to 50 000 openings

Full Extension Ball Bearing Slides, Self Close

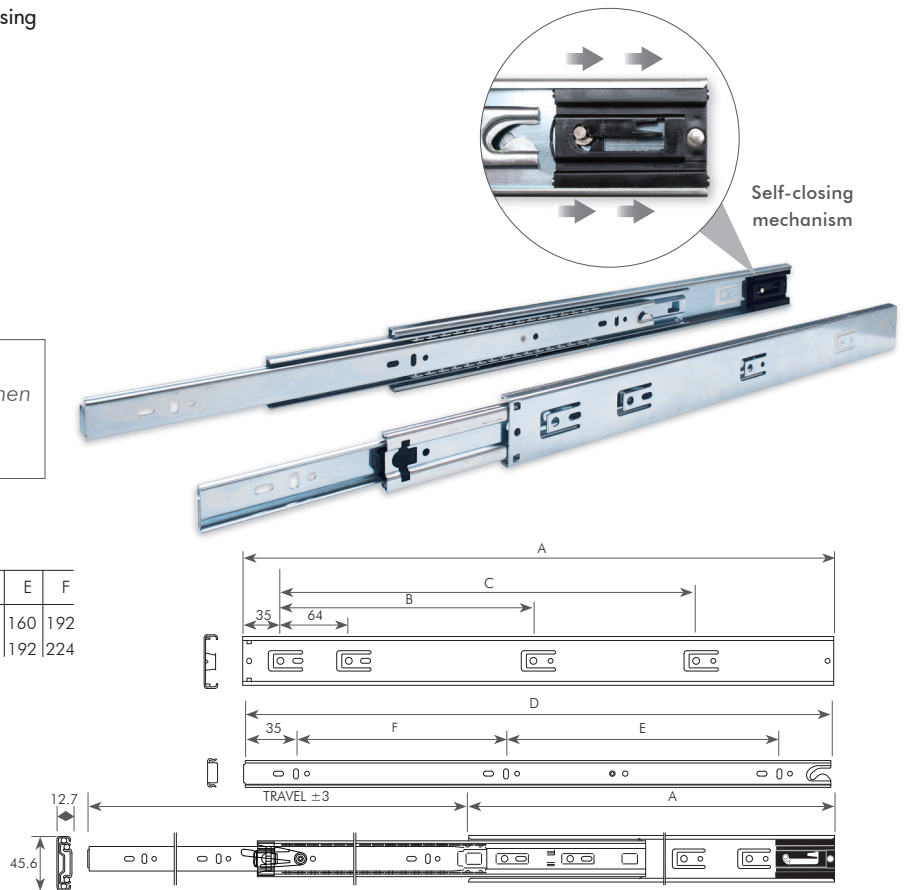
Applications: Desk drawers, storage cabinets, kitchen cabinets, etc.

Features: Long slide travel. Close automatically.

Drilling detail for 45mm

Slide	A	B	C	D	E	F
450	450	192	320	445	160	192
500	500	192	320	495	192	224

WOOD SCREW FIXING
6X16MM



Item 1695 | 35 & 45mm Full Extension Ball Bearing Slides, Soft Closing
Size | 35mm | RIH2163 | 45mm | RIH588

350mm | RIH2164 | 400mm | RIH589

450mm | RIH2165 | 450mm | RIH594

500mm | RIH2166 | 500mm | RIH593



bright silver



bright silver

- Steel thickness is 1.2mm
- Load capacity is 25kg per pair for 35mm and 35kg per pair for 45mm, 450mm lengths
- Tested to 50 000 openings

Full Extension Ball Bearing Slides, Soft Close


Applications: Desk drawers, storage cabinets, kitchen cabinets, etc.

Features: Long slide travel. Close automatically.

Drilling detail for 45mm

Slide	A	B	C	D	E	F
450	450	192	320	445	160	192
500	500	192	320	495	192	224

WOOD SCREW FIXING
6X16MM



14.2 HARDWARE | RUNNERS & SLIDES

Item 858 | UTA Metabox Runners
 Size | 500 x 86mm | RIH590
 | 500 x 150mm | RIH673



white



- Load capacity is 25kg per pair
- Tested to 50 000 openings
- Tested to quality standard ISO 9001:2000



Item 1663 | Drawer Damping System
 RIH1228

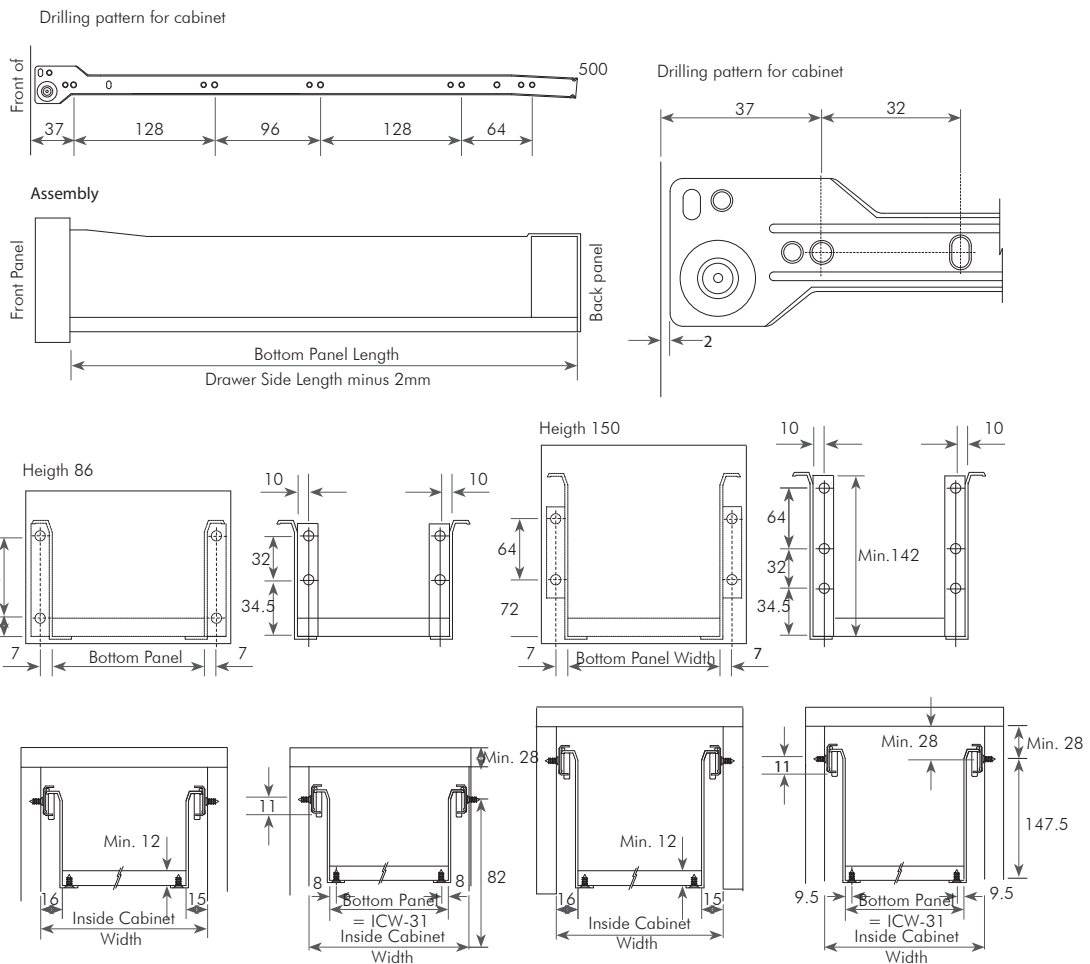
- Sold in pairs
- Technical data sheet inside packaging



EURO SCREW FIXING | WOOD SCREW FIXING
 6X13MM RIH1392 | 6X16MM



AVAILABLE WITH DOWELS ON REQUEST





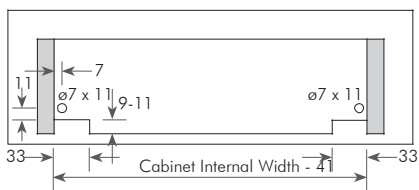
Item 958 | UTA Full Extension Concealed Soft Closing Slide
 Size | 450mm | RIH6511
 500mm | RIH651



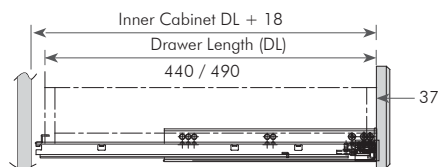
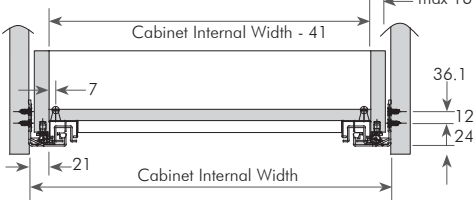
- Load capacity is 35kg per pair
- Tested to 50 000 openings



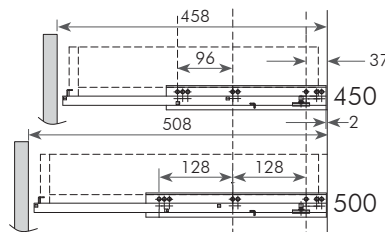
Full extension concealed slide
 Back Panel Detail



Base Panel Detail



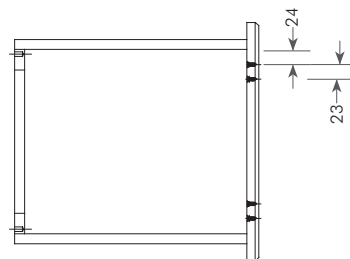
Drilling detail



EURO SCREW FIXING | WOOD SCREW FIXING
 6X13MM RIH1392 | 6X16MM



AVAILABLE WITH DOWELS ON REQUEST



Item 1010 | Raiel Full Extension Double Wall Soft Closing Slide
 Size | 500mm | RIH2010



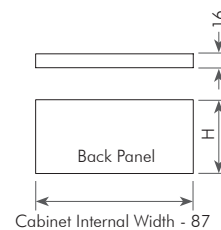
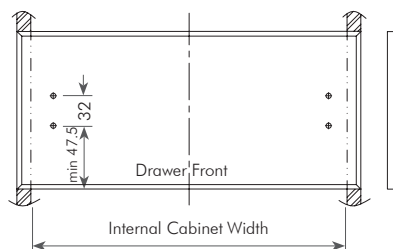
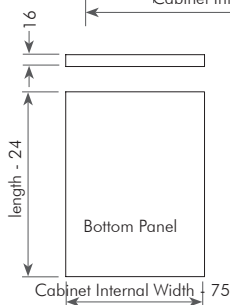
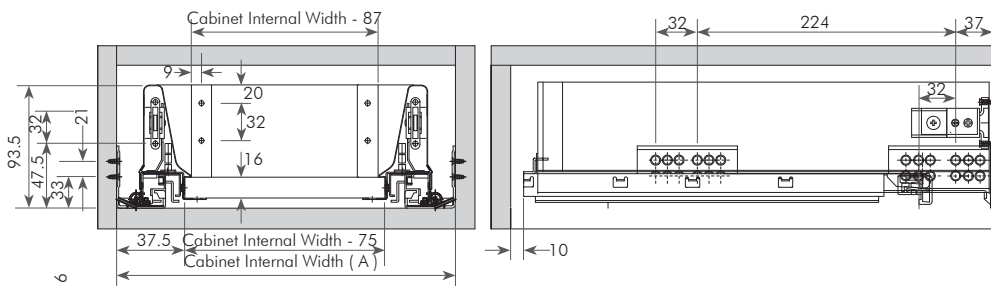
- Load capacity is 30kg per pair
- Tested to 50 000 openings



EURO SCREW FIXING | WOOD SCREW FIXING
 6X13MM RIH1392 | 6X16MM



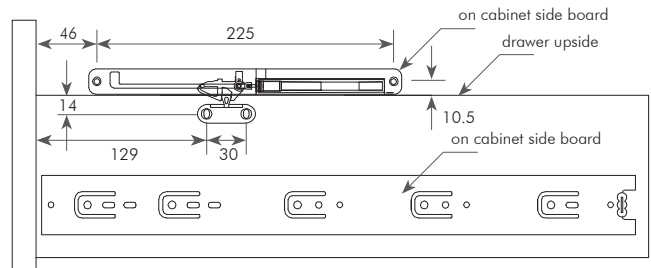
AVAILABLE WITH DOWELS ON REQUEST



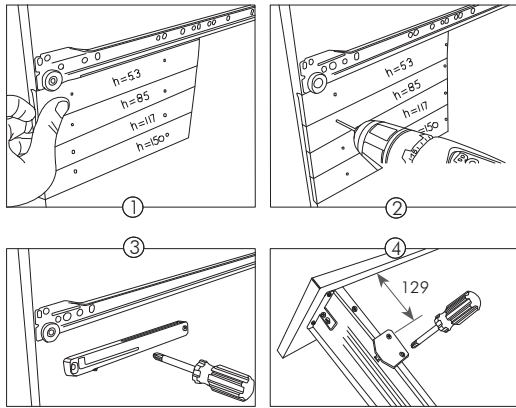
14.3 HARDWARE | DAMPING SYSTEMS

Item 1663 | Drawer Damping System
RIH1228

- Sold in pairs
- Supplied with 8 x 25mm and 8 x 16mm screws
- Technical data sheet inside packaging

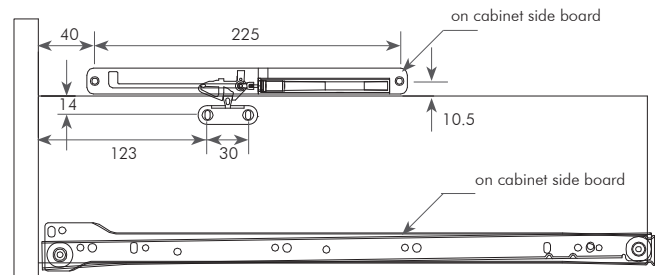


Installation for Meta Box



Installation for Ball Bearing slide

Installation for Drawer Slide



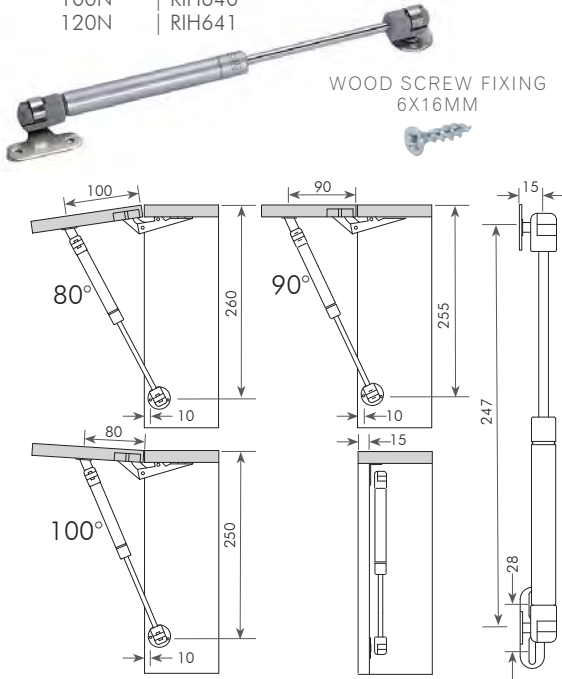
Item 1177 | SMOVE 6SNG
RIH1171

- Insert Smove D006 at the centre of the top or the base panel of the cabinet
- For wood-based and alu-framed doors over 1600 mm height, it may be necessary to use two Smove, one to be inserted into the top and the second into the base panel of the cabinet
- Ø10 x 50mm Hole



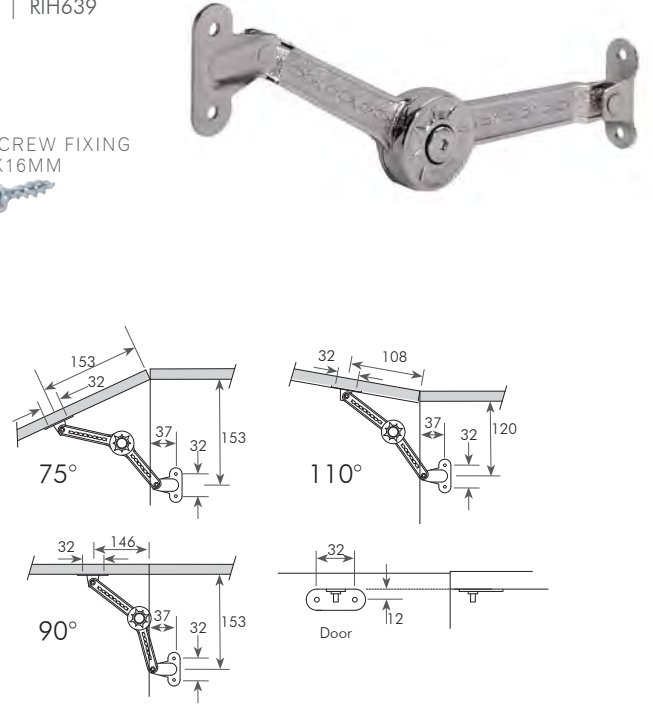


Item 950 | Gas Support
 Size | 60N | RIH1196
 | 80N | RIH1229
 | 100N | RIH640
 | 120N | RIH641

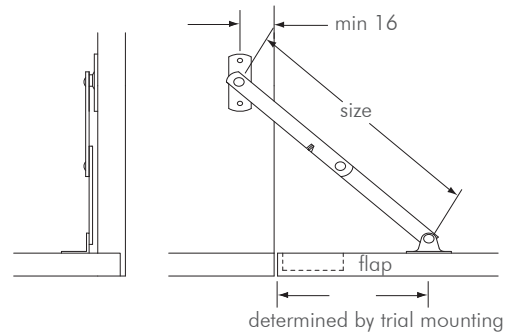


Item 949 | Soft Down Stay
 RIH639

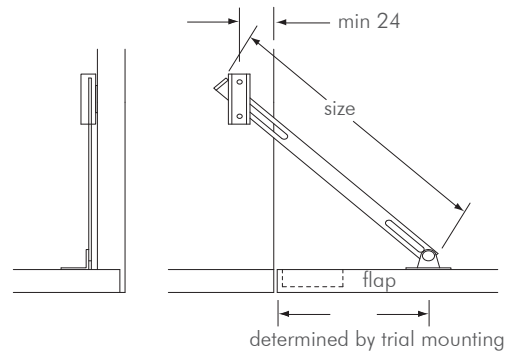
WOOD SCREW FIXING
 6X16MM



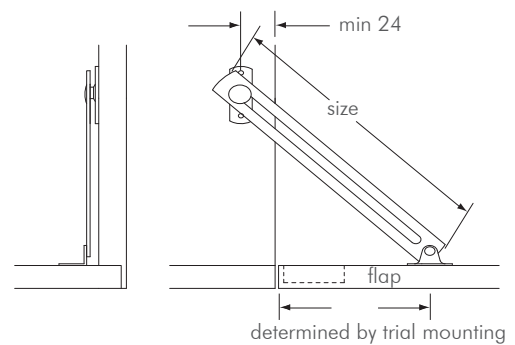
Item 1326 | Stay Folding
 Material | Zinc Plated Steel
 Size | 152mm | RIH1267



Item 1327 | Stay Fiction
 Material | Zinc Plated Steel
 Size | 250mm | RIH1268



Item 1325 | Stay Brake
 Material | Zinc Plated Steel
 Size | 300mm | RIH1266





14.5

HARDWARE | LOCKS, BOLTS, CATCHES & ESCUTCHEONS

Item 857 | Knuckle Hinge
 Material | Antique Brass | RIH604
 | Antique Copper | RIH603
 | Bright Brass | RIH602
 | White | RIH605



Item 1330 | Easy Fit Hinge
 Material | Matt Nickel Plated
 Size | 64 x1.2mm | RIH1271



Item 1333 | Butt Hinge
 Material | Brass Plated
 Size | 50mm | RIH1275



Item 1332 | Single Cranked Hinge
 Material | Yellow Zink
 Size | 6mm Offset | RIH1274



Item 1335 | Cranked Hinge
 Material | Yellow Zink
 | RIH1277



Item 1331 | Flush Hinge
 Material | Brass Plated
 Size | 64mm Centre Pin | RIH1273



Item 1329 | Flush Hinge
 Material | Yellow Zink
 Size | 50mm | RIH1269



Item 1334 | Round Back Flap Hinge
 Material | Brass Plated
 | RIH1276



Item 1329 | Easy Fit Hinge
 Material | Brass Plated
 Size | 55mm | RIH1270



Item 1011 | Solid Brass Hinge
 Material | Solid Brass
 Size | 12mm | RIH606
 | 14mm | RIH607



Item 1546 | Hasp & Staple
 Material | Brass Plated
 Size | 75mm | RIH1393



HARDWARE | LOCKS, BOLTS, CATCHES & ESCUTCHEONS



Item 846 | Straight Barrel Bolt
Material | Brass
Size | 63mm | RIH713



Item 845 | Necked Barrel Bolt
Material | Brass
Size | 63mm | RIH714



Item 847 | Straight Flush Bolt
Material | Nickel Plated Steel
Size | 70mm | RIH716



Item 848 | Neck Flush Bolt
Size | 70mm | Nickel Plated Steel | RIH715
70mm | Brass Plated Steel | RIH1279



Item 852 | 64mm Cupboard Lock
Material | Brass
Size | 64mm | RIH717

Item 849 | Striker Plate
Material | Brass Plated
RIH718



Item 850 | Plastic Lock
Material | Plastic
Plastic Lock Brown | RIH720
Item 851 | Key | RIH719
Item 856 | Stricker Plate White | RIH721
Stricker Plate Brown | RIH722



Item 1347 | Escutcheon No 22, 23
Material | Brass
No 22 | RIH1283
No 23 | RIH1284



Item 1307 | Escutcheon
Material | Plastic
Size | Black | RIH1262
Gold | RIH1261
Brown | RIH1260





14.5

HARDWARE | LOCKS, BOLTS, CATCHES & ESCUTCHEONS

- Item 842 | Camlocks
D19 x L20mm Camlock with 33mm Notch
Chrome Plated | RIH726
- Item 843 | D19 x L25mm Camlock with 33mm Notch
Brass Plated | RIH771
Chrome Plated | RIH727
- Item 844 | D19 x L30mm Camlock with 33mm Notch
Brass Plated | RIH728
Chrome Plated | RIH729



- Item 927 | Pedestal Lock Set
Chrome Plated
Lock | RIH732
Lock Bar, 3mm | RIH733
Lock Pin, 45mm | RIH734
Lock Nut | RIH811
Lock Pin, 16mm | RIH735
Lock Set - 3 Draw 600mm | RIH812



- Item 932 | Pushlock
Size | D19 x L23mm
RIH730



- Item 841 | Cabinet Lock
Material | Brass Plated | RIH724
Chrome Plated | RIH725



- Item 873 | Double Touch Magnetic Door Catch
RIH645
- Item 875 | Steel Plate
Size | 45 x 13 x 15mm | RIH723



- Item 876 | Single Touch Magnetic Door Catch
RIH642
- Item 875 | Steel Plate
Size | 45 x 13 x 15mm | RIH723



- Item 874 | Single Magnetic Catch
Brown | RIH643
White | RIH644



- Item 853 | Double Roller Catch
Antique Brass | RIH711
Zink | RIH612



- Item 855 | Cupboard Rooster Catch
Nickel Plated Steel | RIH712
Brass Plated Steel | RIH1281





Plinth & Components			
Item 821	150mm	Plinth, 3.95m	RIH660
	100mm	Plinth, 3.95m	RIH1867
Finish	Brushed Aluminium		
Item 822	150mm	Flexible Corner	RIH737
	100mm	Flexible Corner	RIH1869
Item 918	150mm	Aluminium Angle Corner	RIH736
	100mm	Aluminium Angle Corner	RIH1868

Flexible Corner



Plastic corner

Clips			
Item 817	Base Clip For Board Plinth		RIH828
Item 820	Y-Clip Used With Aluminium Plinth		RIH792



Item 818	Base Adjuster Without Dowel		
Size	150mm	Black	RIH831
	100mm	Black	RIH829

- **120kg** per adjuster



Sold in sets of 4 with 2 base clips included

Item 818	Base Adjuster With Dowel		
Size	150mm	Black	RIH900

- **120kg** per adjuster



Sold in sets of 4 with 2 base clips included

Item 819	Base Adjuster Virgin White		
Size	150mm	Virgin White	RIH1658

- **180kg** per adjuster



Item 52	Base Adjuster Die Cast		
Size	150mm		RIH1709

- **500kg** per adjuster
- For heavy loads, min 115 - max 180mm
- Top fitting not included - to be used with standard adjusters

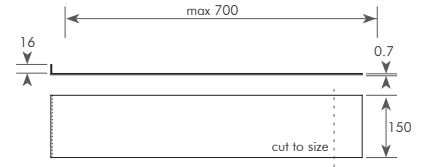


Remove base adjusters top fitting and place in adjuster

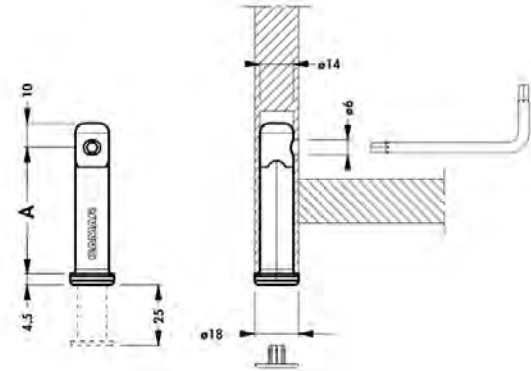




14.6 HARDWARE | PLINTHS & ACCESSORIES

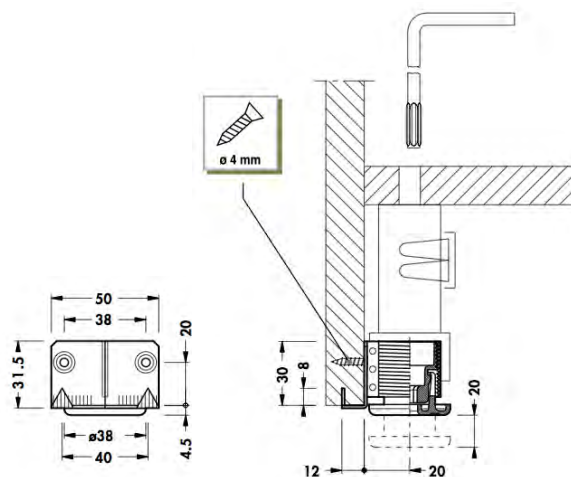
Item 55 | Panel Protector
 Size | 700 x 150mm
 | Stainless Steel Finish | RIH1750



Item 53 | Side Panel Leveler **With Adjuster** | RIH1706
 Plastic Foot for Side Panel Leveler | RIH1707
 Drilling Jig for Side Panel Leveler | RIH1708
 • 150kg per adjuster



Item 51 | Side Leveler With Adjuster
 Size | Side Leveler | RIH1704
 | Key for Side Leveler | RIH1705
 • 100kg per adjuster





Item 783 | Oval Cupboard Rail
 Material | Aluminium & Plastic
 Size | 5m | Oval Aluminium Cupboard Rail | PCR103
 Oval Rail Holder - Plastic | PCR141
 Oval Rail Holder - Matt Chrome | PCR133
 Oval Middle Support - Matt Chrome | PCR134
 • Other lengths available - 0.6, 0.9, 1.2, 1.5m

Item 783 | 15mm Cupboard Rails
 Material | Aluminium & Plastic
 Size | 5m | 15mm Aluminium Cupboard Rail | PCR113
 3m | Chrome Cupboard Rail | RIH615
 15mm Open Rail Holder - Silver Plastic | PCR150
 15mm Rail Holder - Chrome | PCR135
 15mm Middle Support - Chrome | PCR136
 • Other lengths available - 0.6, 0.9, 1.2, 1.5m



Oval Rail

15mm Rail

Chrome Rail

Item 802 | Fascia Bracket
 Material | Plastic
 White | RIH678

Item 800 | Mounting Bracket
 Material | Plastic
 White | RIH679

Item 792 | Corner Bracket
 Material | Plastic
 White | RIH680



Item 798 | Single Mount Bracket
 Material | Plastic
 White | RIH684

Item 794 | Double Mounting Bracket
 Material | Plastic
 White | RIH681
 Brown | RIH682
 Oak | RIH683


Item 801 | Fascia Bracket
 Material | Steel
 White | RIH685



Item 805 | Mounting Bracket
 Material | Steel
 White | RIH686

Item 803 | L Bracket
 Material | Steel
 White | RIH687

Item 1557 | Small Mounting Bracket
 Material | Steel
 White Epoxy | RIH1320







14.8

HARDWARE | SHELF SUPPORTS & FIXING HARDWARE

Item 1388 | Flat Plate
Material | Steel
White Epoxy | RIH1286



Item 1288 | Triangle Hanging Plate
Material | Steel
Galvanised | RIH1235




Item 1384 | Hanging Plate
Material | Steel
Size | 62mm | 3 Hole | RIH1285



Item 1287 | Fixing Plate 4 Holes
Material | Steel
Size | 40 x 50 x 1.6mm
Galvanised | RIH1234



Item 804 | Z-Bracket
Material | Steel
RIH688



Item 790 | Glass Surface Clip
Size | 3mm | RIH709




Item 808 | Rebate Glass Clip
Size | 7mm | RIH710



Item 1399 | Mirror Corners Small STD
Size | 6mm | RIH1293



Item 1389 | Mirror Plate
Size | 32mm | Brass | RIH1287



Item 780 | Nail In Self Support
White | RIH624
Brown | RIH625



Item 798 | Shelf Support
Size | 5mm | Clear | RIH627
5mm | White | RIH628



Item 778 | Alloy Board Support
Nickel Plate
RIH633



Item 799 | Board/Glass Shelf Support
RIH772



Item 807 | Centre Shaft Support
RIH631



Item 1416 | Shelf Studs
Brass Plated Stud | RIH1294
Brass Plated Socket | RIH1298



Item 861 | Hole Cover Cap
Size | 5mm | RIH696



Item 779 | Stick-On Door Bumpers
50 per sheet | RIH617



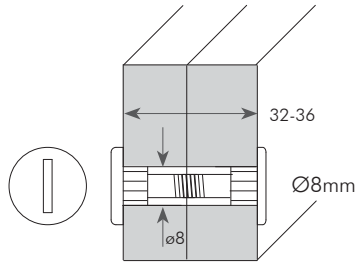
Item 115 | Drill-In Door Bumpers
5mm | RIH697



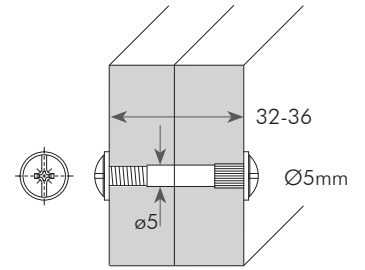


HARDWARE | SHELF SUPPORTS & FIXING HARDWARE

Item 906 | Connecting Screw
Material | Plastic
White | RIH613



Item 678 | Connecting Screw
Material | Steel
RIH824



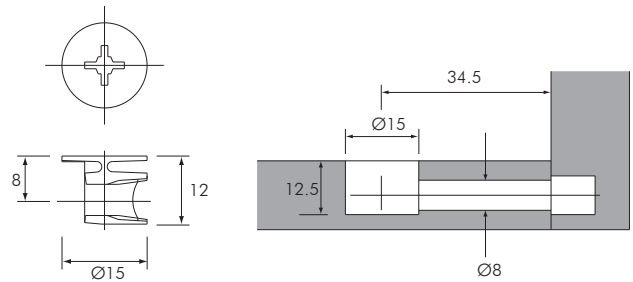
Item 1391 | Modesty Block
Material | Plastic
White | RIH1291
Oak | RIH1299



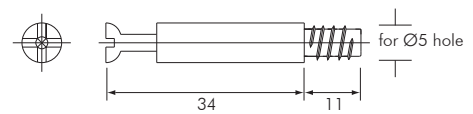
Item 1280 | Wedge Fitting
Black | RIH1178
White | RIH1179
Cherry | RIH1181
Oak | RIH1182
Brown | RIH1183



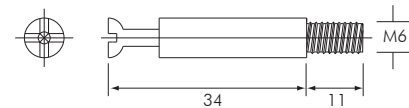
Item 1137 | Zink Cam
Size | 15mm
RIH1121



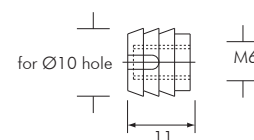
Item 1138 | Corner Pin with Euro Thread
Size | 15mm | RIH1122



Item 1293 | Corner Pin M6 Thread
Size | 34mm | RIH1123



Item 1140 | Nylon Dowel M6 Thread
Size | 10mm | RIH1124

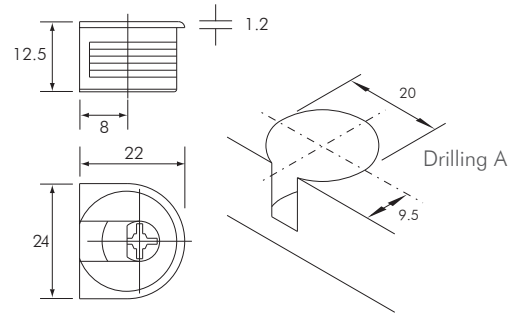




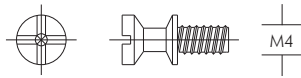
14.8

HARDWARE | SHELF SUPPORTS & FIXING HARDWARE

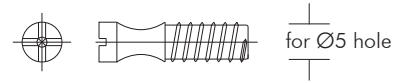
Item 1141 | Plastic Rafix with Die-Cast Cam
 Material | Plastic
 Size | 20mm | White | RH1126



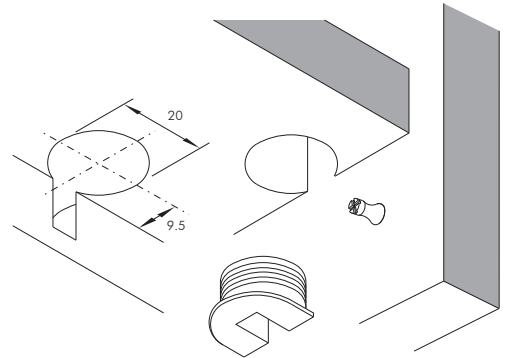
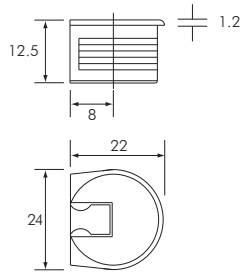
Item 1145 | M4 Connecting Bolt for Sleeve
 RH1130



Item 1143 | Rafix Pin with Euro Thread
 RH1128

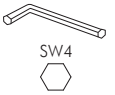
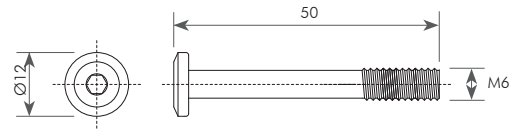


Item 1142 | Plastic Rafix without Cam
 Material | Plastic
 Size | 20mm | White | RH1127



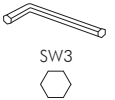
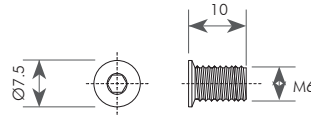


Item 1880 | Machine Screw M6 x 50
Size | M6 x 50mm | RIH1589

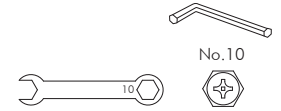
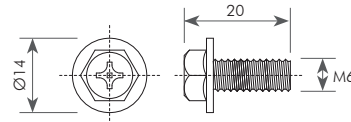


Item 1880 | Machine Screw M6 x 10
Size | M6 x 10mm | RIH1569

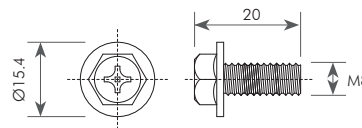
- Use with Office Desking



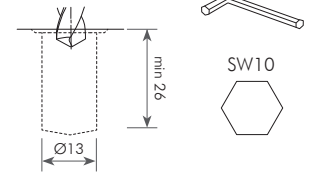
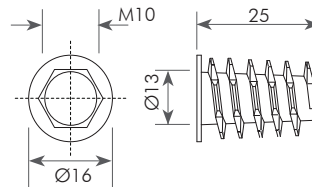
Item 1880 | Bolt for Leg M6 x 15
Size | M6 x 15mm | RIH1835



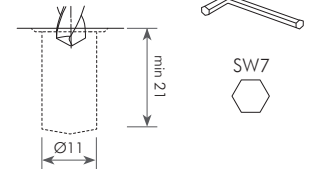
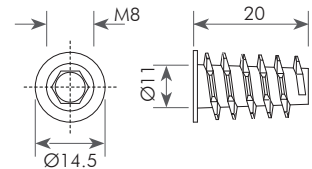
Item 1880 | Bolt for Leg M8 x 15
Size | M8 x 15mm | RIH1836



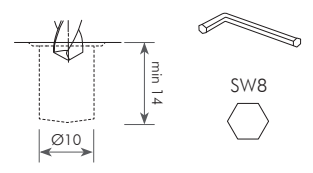
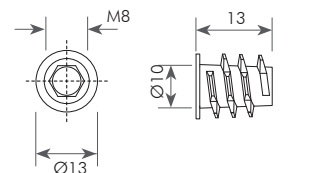
Item 1801 | Rumber Nuts M10 x 25
Size | M10 x 25mm | RIH1621 | necked*
• Drill Ø13mm hole



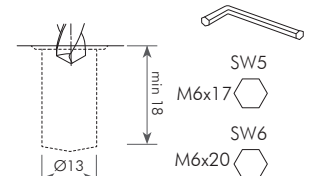
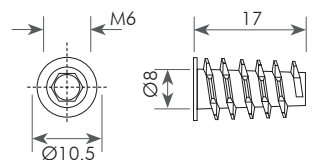
Item 1642 | Rumber Nuts M8 x 20
Size | M8 x 20mm | RIH1448 | full thread**
• Drill Ø11mm hole



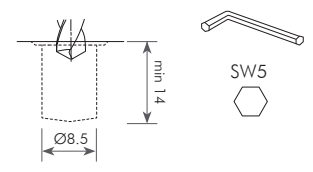
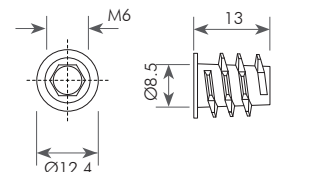
Item 1880 | Rumber Nuts M8 x 13
Size | M8 x 13mm | RIH1834 | necked*
• Drill Ø10mm hole



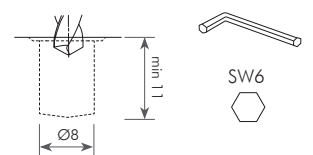
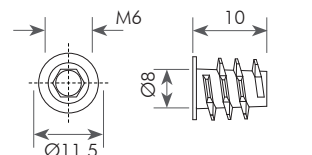
Item 1880 | Rumber Nuts (2 sizes)
Size | M6 x 17mm | RIH1447 | full thread**
M6 x 20mm | RIH1445 | necked*
• Drill Ø8mm hole



Item 1641 | Rumber Nuts M6 x 13
Size | M6 x 13mm | RIH1453 | full thread**
• Drill Ø8.5mm hole



Item 1640 | Rumber Nuts M6 x 10
Size | M6 x 10mm | RIH1446 | full thread**
• Drill Ø8mm hole

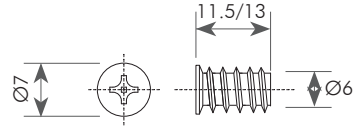




14.8

HARDWARE | SHELF SUPPORTS & FIXING HARDWARE

- Item 1874 | Euro Screws
 Size | 6 x 11.5mm | Disc
 | 6 x 13mm | RIH1392
 • Use with runners and slides



- Item 774 | Countersink Pozi Screws
 Size | 3mm (no4) x 12/100 Unit Pack | RSC048
 | 3mm (no4) x 16/100 Unit Pack | RSC052
 | 3.5mm (no6) x 16/100 Unit Pack | RSC023
 | 3.5mm (no6) x 25/100 Unit Pack | RSC032
 | 3.5mm (no6) x 30/100 Unit Pack | RSC036
 | 3.5mm (no6) x 40/100 Unit Pack | RSC040
 | 3.5mm (no6) x 50/100 Unit Pack | RSC044
 | 4mm (no8) x 16/100 Unit Pack | RSC060
 | 4mm (no8) x 30/100 Unit Pack | RSC072
 | 4mm (no8) x 40/100 Unit Pack | RSC080
 • Also available in bulk & packs of 500/1000

- Item 631 | Countersink Square Head Screws
 Size | 3.5mm (no6) x 16/100 Unit Pack | RSC096
 | 3.5mm (no6) x 30/100 Unit Pack | RSC108
 | 3.5mm (no6) x 40/100 Unit Pack | RSC112
 | 4mm (no8) x 16/100 Unit Pack | RSC132
 | 4mm (no8) x 30/100 Unit Pack | RSC144
 | 4mm (no8) x 40/100 Unit Pack | RSC152
 | 4mm (no8) x 50/100 Unit Pack | RSC160
 • Also available in bulk & packs of 500/1000



- Item 772 | Dry Wall Screws
 Size | 6mm x 16/100 Unit Pack | RSC177
 | 6mm x 28/100 Unit Pack | RSC181
 | 6mm x 41/100 Unit Pack | RSC014
 • Also available in bulk & packs of 500/1000

- Item 773 | Pozi Bits
 Size | No 1 x 25mm (for no 4) | RSC002
 | No 1 x 50mm (for no 4) | RSC003
 | No 2 x 25mm (for no 6 & 8) | RSC004
 | No 2 x 50mm (for no 6 & 8) | RSC005

- Item 630 | Square Head Bits
 Size | No 1 x 25mm (for no 6) | RSC173
 | No 1 x 50mm (for no 6) | RSC174
 | No 2 x 25mm (for no 8) | RSC175
 | No 2 x 50mm (for no 8) | RSC176



- Item 630 | Magnetic Holder for Bits
 RSC018



- Item 882 | 11mm Euro Screw
 RIH773
 • Use with hinges



- Item 904 | Lamello
 Size | Beech No 20 | RIH739
 | Beech No 10 | RIH833



- Item 903 | Beech Dowels
 Size | Ø8 x 30mm | RIH608
 | Ø8 x 40mm | RIH609



- Item 774 | Director Screw
 Size | 6 x 50mm (100 per pack) | RSC196
 | 6 x 50mm (1000 per pack) | RSC190



- Item 1308 | Nail in Wall Anchors
 Size | 6 x 70mm | RIH1263
 | 6 x 55mm | RIH1264



- Item 1127 | Wall Plugs
 Size | 6mm | RIH1116
 | 8mm | RIH1117



- Item 1433 | Wire Nails
 Size | 25 x 1.6mm (0.5kg) | RIH1205






HARDWARE | ADHESIVE HOLE COVERS & COVER CAPS


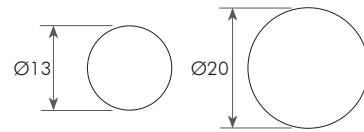
Item 781 | Adhesive Hole Covers

Size	Color	Quantity	Item Code
Ø13mm	White	63 per sheet	RIH1540
	White	2016 per box	RIH1630
	Aluminium	63 per sheet	RIH1542
	Aluminium	2016 per box	RIH1631
	Black	63 per sheet	RIH1544
	Black	2016 per sheet	RIH1632
	Ash/Maple	63 per sheet	RIH1546
	Ash/Maple	2016 per box	RIH1633
	Oak	63 per sheet	RIH1548
	Oak	2016 per box	RIH1634
	Cherry	63 per sheet	RIH1550
	Cherry	2016 per box	RIH1635
	Mahogany	63 per sheet	RIH1552
	Mahogany	2016 per box	RIH1636
	Beech	63 per sheet	RIH1554
	Beech	2016 per box	RIH1637
	Tan	63 per sheet	RIH1556
	Tan	2016 per box	RIH1638
Enoco	63 per sheet	RIH1558	
Enoco	2016 per box	RIH1639	
Eggshell	63 per sheet	RIH1560	
Eggshell	2016 per box	RIH1640	



Item 775 | Adhesive Hole Covers

Size	Color	Quantity	Item Code
Ø20mm	White	15 per sheet	RIH989
	White	900 per box	RIH990
	Black	15 per sheet	RIH991
	Black	900 per box	RIH992
	Ash/Maple	15 per sheet	RIH993
	Ash/Maple	900 per box	RIH994
	Oak	15 per sheet	RIH982
	Oak	900 per box	RIH983
	Cherry	15 per sheet	RIH995
	Cherry	900 per box	RIH996
	Mahogany	15 per sheet	RIH997
	Mahogany	900 per box	RIH998
	Beech	15 per sheet	RIH987
	Beech	900 per box	RIH988
	Aluminium	15 per sheet	RIH1107
Aluminium	900 per box	RIH1109	



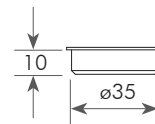
Item 789 | Screw Cap Covers

Size	Color	Item Code
Ø13mm	White	RIH695
	Black	RIH690
	Brown	RIH691
	Grey	RIH692
	Oak	RIH693
	Cream	RIH694

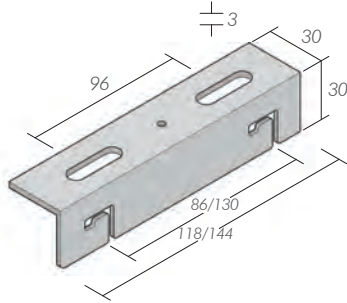



Item 809 | Hinge Hole Cover Cap

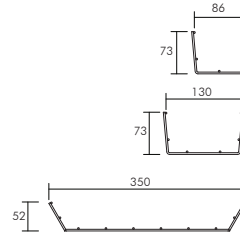

Size	Color	Item Code
35mm	White	RIH698
	Oak	RIH699



Item 1617 | Wire Basket Fixing Bracket
 Size | 86mm | RIH1436
 | 130mm | RIH1626

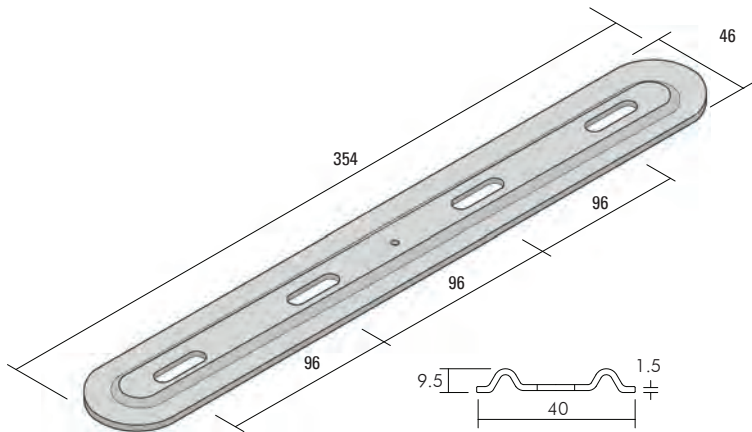


Item 1617 | Wire Basket Fixing Bracket
 Size | 1.2m Length
 | 86mm Including 4 Clips | RIH1420
 | 130mm Including 4 Clips | RIH1625
 | 350mm Including 4 Clips | RSR022
 | Basket Clips | RIH1421

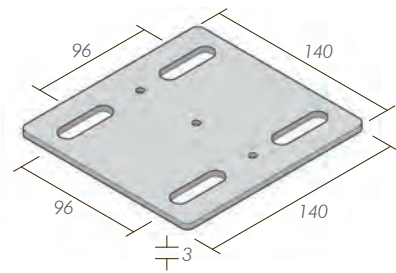


• Optional extra, use 70mm Straight Flush Bolt for easy access (see page 18)

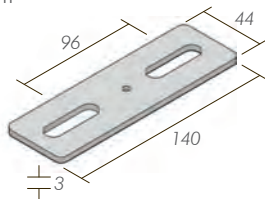
Item 1618 | Fixing Bracket - Office Furniture
 Size | 40mm Width
 | RIH1440



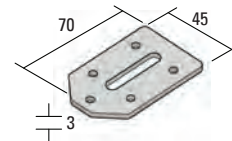
Item 1619 | Fixing Plate
 Size | 140 x 140mm
 | RIH1441



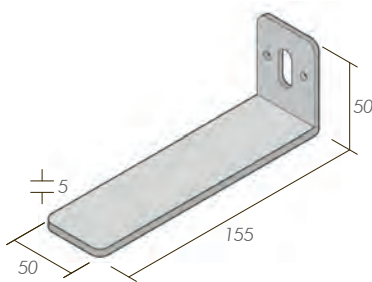
Item 1620 | Fixing Plate
 Size | 140 x 44mm
 | RIH1442





Item 1633 | Rectangular Screen Bullet Fixing Bracket
 | RIH1439



Item 1638 | Screen Bracket
 | RIH1444



Item 1636 | Rectangular Screen Bullet
 | RIH1437 | RIH1438

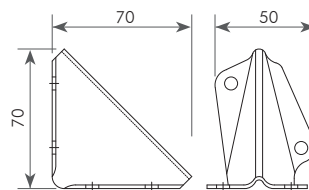


Item 1636 | Grub Screw M5
 | Nylon Tip
 | RSC197
 • For glass

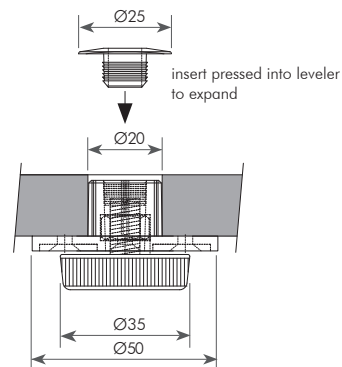




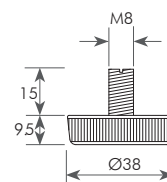
Item 1802 | Support Bracket
RIH1627



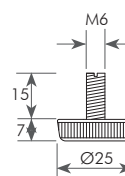
Item 1806 | Expanding Base Leveler
Size: Ø50mm
RIH1619



Item 1804 | M8 Base Leveler
Size: Ø38mm
RIH1617



Item 1805 | M6 Base Leveler
Size: Ø25mm
RIH1618



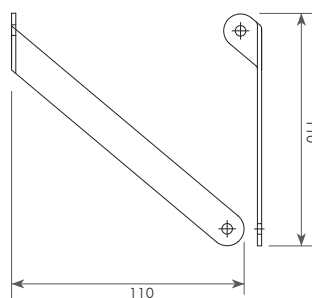
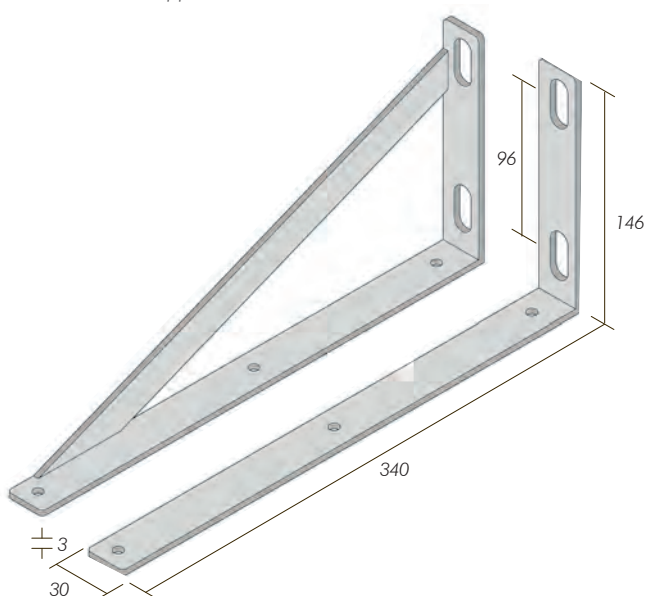
Item 1637 | Modesty Panel Bracket
With Fixed Support | RIH1443
Without Support | RIH1566

- Modesty Panel Brackets sold with or without support

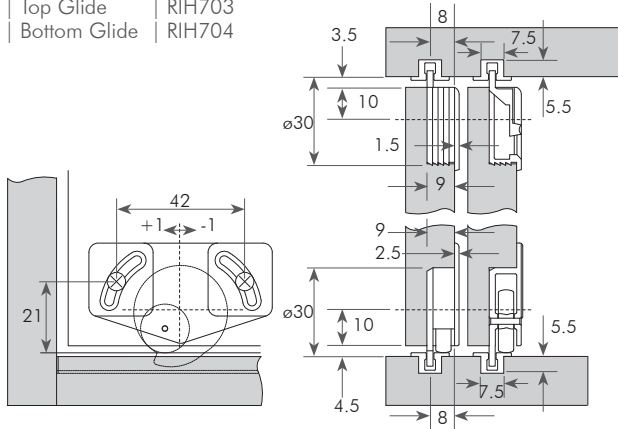


1103
silver
powder coat

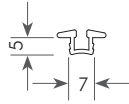
Item 1803 | Filing Drawer Support Bracket
Black
RIH1620



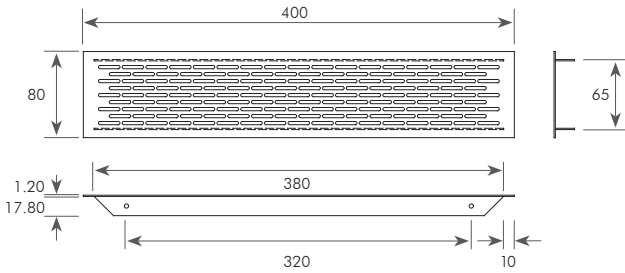
Item 1338 | Cupboard Glides
 Top Glide | RIH703
 Bottom Glide | RIH704



Item 922 | Top & Bottom Track
 Size | 3.45m
 Brown | RIH701
 Oak | RIH702
 White | RIH1246



Item 791 | Aluminium Air Vent
 Size | 400 x 80mm
 RIH1108



Item 1131 | Plastic Air Vents
 Size | 225 x 65 x 10mm | Brown | RIH1186
 225 x 65 x 10mm | Silver | RIH1120



Item 791 | Round Air Vent
 Size | 70mm | White | RIH708



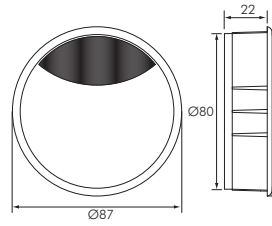
Item 1136 | Cable Outlets
 Size | 240 x 80 x 13mm | Oblong | RKW433
 80 x 80 x 13mm | Square | RKW434

101
 natural
 anodised





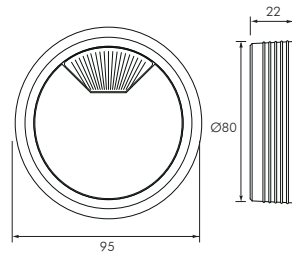

Item 1503 | Wire Management
Size | 80mm | RIH1313 | RIH1312 | RIH1311



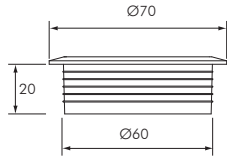
Item 1800 | Hole Saw Cutter
Size | Ø60mm | RIH1616
| Ø80mm | RIH1615



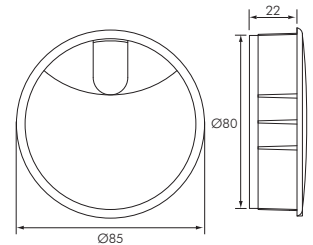
Item 1536 | Plastic Round Wire Management
Size | 80mm | RIH1247 | RIH1248 | RIH1629



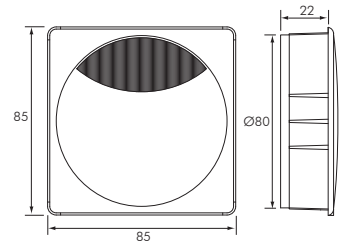
Item 921 | Plastic Round Wire Management
Size | 60mm | RIH646 | RIH647 | RIH648 | RIH1866



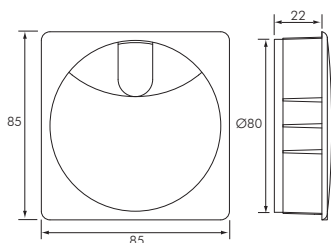
Item 1556 | Round Wire Management
Size | 80mm | RIH1314



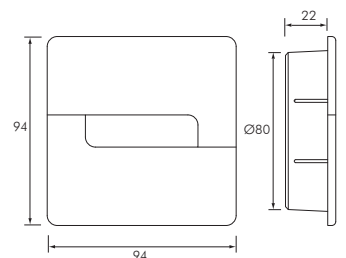
Item 1554 | Square Wire Management
Size | 80mm | RIH1316 | RIH1317



Item 1555 | Square Wire Management
Size | 80mm | RIH1315



Item 1558 | Square Wire Management
Size | 80mm | RIH1028





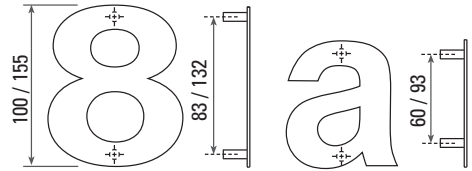
15 HOUSE NUMBERS & POST BOXES

Item 886	Numbers - 100mm		
Material	Stainless Steel 304 Grade		
Size	100mm	0	RIH742
	100mm	1	RIH744
	100mm	2	RIH746
	100mm	3	RIH748
	100mm	4	RIH750
	100mm	5	RIH752
	100mm	6	RIH754
	100mm	7	RIH756
	100mm	8	RIH758
	100mm	9	RIH760
	Letters - 100mm		
	100mm	a	RIH762
	100mm	b	RIH764
	100mm	c	RIH766
	100mm	d	RIH768

Item 887	Numbers - 155mm		
Material	Stainless Steel 304 Grade		
Size	155mm	0	RIH743
	155mm	1	RIH745
	155mm	2	RIH747
	155mm	3	RIH749
	155mm	4	RIH751
	155mm	5	RIH753
	155mm	6	RIH755
	155mm	7	RIH757
	155mm	8	RIH759
	155mm	9	RIH761
	Letters - 155mm		
	155mm	a	RIH763
	155mm	b	RIH765
	155mm	c	RIH767
	155mm	d	RIH769



Fixing hardware supplied.



Item 888	Stainless Steel Mailbox No 3	
Material	Stainless Steel	
Size	365 x 340 x 105mm RMB101	



Item 889	Stainless Steel Mailbox No 8	
Material	Stainless Steel	
Size	405 x 405 x 120mm RMB104	



Item 470	Marine Shine Polish	
Size	75gsm RIH278	

- Marine Shine polish is the perfect product to clean and remove surface rust from stainless steel products.
- Clean your products on a regular basis with Marine Shine.



Item 1032 | Contact Adhesives
Size | 50ml | RKW349
| 100ml | RKW350
| 250ml | RKW351
| 500ml | RKW352
| 1Ltr | RKW353



Item 1045 | Woodweld Wood Glue
Size | 500ml | RKW363



Item 1041 | Glue Screws Adhesive
Size | 310ml | RKW166

- Glue Screws is a versatile construction adhesive which forms a strong durable, moisture-resistant and lasting flexible bond.
- Application: For bonding of wooden thresholds, doorposts, profiles and panels. Suitable for bonding of chipboards and UPVC on brick work. Suitable for use on polystyrene.



Item 1038 | Universal Silicone
Size | 260ml | Clear | RKW160
| 260ml | White | RKW161
| 260ml | Black | RKW162
| 260ml | Grey | RKW163

- Universal silicone is a multi-purpose, ready-to-use sealant with a very good adhesion to non-porous surfaces.
- Application: To seal and bond glass, kitchen assemblies and wood.



Item 1039 | Acrylic Sealant
Size | 280ml | White | RKW164

- Acryl-W is a plastic sealant for interior and exterior use, based on acrylic emulsion with a good adhesion to many materials. Paintable with emulsion paints.
- Application: For sealing cracks and joints where moderate amount of movement can occur.



Item 1044 | Woodflex Sealant
Size | 300ml | Oak | RKW170
| 300ml | Beech | RKW171

- Woodflex is a non-silicone-based wood sealant for use on wooden floors and timber.
- For filling cracks and joints in timber products. This acrylic-based product is sandable and can be coated with most commercial coatings.



Item 1031 | Wood Fillers
Size | 200gsm | Oak | RKW346
| 200gsm | Pine | RKW347
| 200gsm | White | RKW348



Item 1033 | Contact Adhesive Cleaner
Size | 500ml | RKW356



Item 470 | Marine Shine Polish
Size | 75gsm | RIH278

- Marine Shine polish is the perfect product to clean and remove surface rust from stainless steel products



Item 1037 | Hot Melt Sticks
Size | 150gsm | RKW360



Item 1040 | Sealant Application Gun
| Chrome | RKW165





17 PRODUCT FINISHES


Metal Finishes




Antique Classic Finishes




Rustic Wood Finishes




Wood Finishes



Polyester Finishes



Plastic Finishes



Crystal Finishes



Powder Coated Finishes: Joiners



Powder Coated Finishes: Handles



Powder Coated Finishes: Desks/Legs





NATURE INSPIRES THE FINEST THINGS.

FIXING HARDWARE
& LIFT SYSTEMS



sliding

MORE THAN JUST A DOOR

DOOR SYSTEMS



INNOVATION
AND DESIGN

HEIN



FFA
FITTINGS FOR AFRICA

Hein

082 553 4502

HANDLES - KNOBS - SINKS - MIXERS - HINGES

21 Zune Street
Magnavia
Polokwane

Tel: 015 004 0198
heloenterprises1@gmail.com