



FFA

FITTINGS FOR AFRICA

SLIDE & LIFT SYSTEMS | FLAP DOORS | TIPMATIC

21 Zune Street, Magnavia, Polokwane - Tel: 015 004 0198 - Email: heloenterprises1@gmail.com

www.fittingsforafrica.co.za

Soft Close, Slimline Double Wall Drawer Box Systems

Soft Close, Slimline Double Wall Drawer Box Systems

CODE
80889



H89mm Soft Close, Slimline Double Wall Drawer Box System
Available Lengths 270, 350, 400, 450, 500mm (Pairs)
Available in Grey or White

CODE
808121



H121mm Soft Close, Slimline Double Wall Drawer Box System
Available Lengths 270, 350, 400, 450, 500mm (Pairs)
Available in Grey or White


Soft Close, Slimline Double Wall Drawer Box Systems

Soft Close, Lightweight Lift Systems



CODE
808185

H185mm Soft Close, Slimline Double Wall Drawer Box System
Available Lengths 270, 350, 400, 450, 500mm (Pairs)
Available in Grey or White



CODE
988A



Nickel Plated
Applicable Cabinet Dimensions 240-600mm
Minimum Cabinet Depth 125mm



FLAP TYPE	MIN HEIGHT	MAX HEIGHT	RANGE OF FLAP	CODE
*KINVARO T-65	200	350	Width: Up to 1200 mm	F151147797201
*KINVARO T-70	300	400	Width: Up to 1200 mm	F151147693201
*KINVARO T-75	400	600	Width: Up to 1200 mm	F151147700201



FLAP TYPE	MIN HEIGHT	MAX HEIGHT	RANGE OF FLAP	CODE
KINVARO F-20	600	900	Width: 450 mm-1200 mm	
TYPE 4B	600	649	Weight: 4.1 kg - 12.1kg	F152147675201
TYPE 4C	600	649	Weight: 6.8 kg - 15.8 kg	F152147842201
TYPE 5B	650	699	Weight: 3.8 kg - 11.4 kg	F152147840201
TYPE 6C	700	749	Weight: 6.5 kg - 16.4 kg	F152147844201
TYPE 6D	700	749	Weight: 10.0 kg - 18.0 kg	F152147846201
TYPE 7C	750	799	Weight: 6.0 kg - 15.6 kg	F152147787201
TYPE 7D	750	900	Weight: 8.6 kg - 19.2 kg	F152147847201



FLAP TYPE	MIN HEIGHT	MAX HEIGHT	RANGE OF FLAP	CODE
KINVARO S-35	420	750	Width: 450 mm-1200 mm	
SPRING A	420	719	Weight: 1.5 kg - 7.5 kg	F152147818201
SPRING B	420	629	Weight: 5.0 kg - 11.0 kg	F152147819201
SPRING C	540	750	Weight: 4.0 kg - 14.0 kg	F152147820201
SPRING D	570	750	Weight: 6.5 kg - 16.0 kg	F152147821201



FLAP TYPE	MIN HEIGHT	MAX HEIGHT	RANGE OF FLAP	CODE
KINVARO L-80	350	600	Width: 450 mm-1200 mm	
TYPE 1A	350	369	Weight: 2.5 kg - 6.5 kg	F152147781201
TYPE 2A	370	389	Weight: 2.3 kg - 6.0 kg	F152147824201
TYPE 3A	390	409	Weight: 2.1 kg - 5.5 kg	F152147825201
TYPE 5B	430	600	Weight: 4.0 kg - 7.5 kg	F152147715201
TYPE 5C	430	600	Weight: 7.0 kg - 14.6 kg	F152147836201

HOW TO CALCULATE YOUR DOOR WEIGHT:

FLAP WIDTH x FLAP HEIGHT x FLAP THICKNESS x DENSITY + HANDLE WEIGHT OF FLAP
 DENSITIES: MDF 0.85KG, CHIPBOARD 0.65KG, PINE 0.45KG
 FOR BAR HANDLES, ALLOW 0.1KG FOR EACH 100 MM HANDLE WIDTH

LIFTS COME WITH ADJUSTABLE DAMPING/ SOFT-CLOSE SYSTEM

WE RECOMMEND A TRIAL FIT BEFORE FINAL INSTALLATION




DESCRIPTION	CODE	SIZE	FINISH
KPUSH TECH WITH BUFFER STRONG	57008080AB	70 MM	WHITE
MOUNTING PLATE WITH HOUSING	57010040	80 MM	WHITE
KPUSH TECH WITH BUFFER STRONG	57008080EE	70 MM	GRAPHITE
MOUNTING PLATE WITH HOUSING	57010040G	80 MM	GRAPHITE



DESCRIPTION	CODE	SIZE	FINISH
KPUSH TECH WITH BUFFER NORMAL	57008040AB	70 MM	WHITE
MOUNTING PLATE WITH HOUSING	57010040	80 MM	WHITE
KPUSH TECH WITH BUFFER NORMAL	57008040EE	70 MM	GRAPHITE
MOUNTING PLATE WITH HOUSING	57010040G	80 MM	GRAPHITE



DESCRIPTION	CODE	SIZE	FINISH
KPUSH TECH WITH MAGNET + SCREW	57008020	70 MM	WHITE
MOUNTING PLATE WITH HOUSING	57010040	80 MM	WHITE
KPUSH TECH WITH MAGNET + SCREW	57008020G	70 MM	GRAPHITE
MOUNTING PLATE WITH HOUSING	57010040G	80 MM	GRAPHITE




DESCRIPTION	CODE	SIZE	FINISH
TRIADE WOOD SHELF SUPPORT 25-4	1621501000	150 MM	METAL
TRIADE BRACKET	162150202N	65 MM	S/STEEL



DESCRIPTION	CODE	SIZE	FINISH
KRABY DROP DOWN STAY L244	42210010.224	244 MM	METAL
KRABY DROP DOWN STAY L355	42230010.355	355 MM	METAL

FEATURES Width: Max 1200 mm
 Height: 225 - 450 mm



21 Zune Street, Magnavia, Polokwane - Tel: 015 004 0198 - Email: heloenterprises1@gmail.com

www.fittingsforafrica.co.za